

BADDI UNIVERSITY OF EMERGING SCIENCES & TECHNOLOGY
BALANCE SHEET AS AT MARCH 31, 2025

Amount in Rs.

SOURCES OF FUNDS	SCHEDULE	CURRENT YEAR	PREVIOUS YEAR
UNRESTRICTED FUNDS			
Corpus	1	115,242,598	115,242,598
General Fund	2	114,575,751	140,760,082
Designated / Earmarked Funds	3	-	-
RESTRICTED FUNDS	4	-	-
LOANS/BORROWINGS			
Secured	5	58,175,748	95,142,182
Unsecured		88,502,142	100,901,455
CURRENT LIABILITIES & PROVISIONS	6	131,741,849	109,433,589
TOTAL		508,238,088	561,479,906
APPLICATION OF FUNDS			
FIXED ASSETS			
Tangible Assets	7	454,646,523	467,267,263
Intangible Assets		-	-
Capital Work In -Progress		-	31,425,596
INVESTMENTS	8	-	-
Long term		15,190,000	-
Short term		15,013,019	37,263,652
CURRENT ASSETS	9	15,013,019	37,263,652
LOANS, ADVANCES & DEPOSITS	10	23,388,546	25,523,394
TOTAL		508,238,088	561,479,906
NOTES TO ACCOUNTS	22		

Notes forming part of accounts

As per audit report of even date attached

For Mittal Goel & Associates

Chartered Accountants



(Amit Miskal)


Partner

Membership No. 098316

Place : Baddi

Date : 28-10-2025

For Baddi University Of Emerging Sciences & Technology



Gaurav Ram Jhunjhunwala


Secretary (Sponsoring Body)

BADDI UNIVERSITY OF EMERGING SCIENCES & TECHNOLOGY
INCOME AND EXPENDITURE ACCOUNT FOR THE PERIOD/YEAR ENDED MARCH 31, 2025

(Amount in Rs.)

PARTICULARS	SCHEDULE	CURRENT YEAR				Total	PREVIOUS YEAR Total
		Corpus	Designated Fund	General Fund	Restricted Fund		
INCOME							
Academic Receipts	11	-	-	187,199,640	-	187,199,640	190,349,528
Grants & Donations	12	-	-	5,000,000	-	5,000,000	9,725,000
Income From Investments	13	-	-	-	-	-	-
Other Incomes	14	-	-	4,577,605	-	4,577,605	4,015,730
TOTAL(A)		-	-	196,777,245	-	196,777,245	204,090,258
EXPENDITURE							
Staff Payments & Benefits	15	-	-	83,011,934	-	83,011,934	75,779,864
Academic Expenses	16	-	-	1,466,361	-	1,466,361	3,898,069
Administrative and General Expenses	17	-	-	73,155,161	-	73,155,161	86,009,474
Transportation Expenses	18	-	-	7,912,543	-	7,912,543	7,387,006
Repairs & Maintenance	19	-	-	8,723,654	-	8,723,654	4,829,634
Finance Costs	20	-	-	16,940,975	-	16,940,975	21,674,381
Other Expenses	21	-	-	325,353	-	325,353	378,797
TOTAL(B)		-	-	191,535,980	-	191,535,980	199,957,225
Balance being excess of Income over Expenditure (A-B)		-	-	5,241,265	-	5,241,265	4,133,033
Transfer to/from Designated fund		-	-	-	-	-	-
Building fund		-	-	-	-	-	-
- Other (Specify)		-	-	-	-	-	-
Balance Being Surplus (Deficit) Carried to General Fund		-	-	5,241,265	-	5,241,265	4,133,033
Notes On Accounts	22						


Notes forming part of accounts
As per audit report of event date attached
For Mittal Goel & Associates
Chartered Accountants



(Armit Mittal)
Partner
Chartered Accountants

Membership No. 098316
Place : Baddi
Date : 28-10-2025

For Baddi University Of Emerging Sciences & Technology



Gaurav Ram Jhunjhunwala
Secretary (Sponsoring Body)

BADOLI UNIVERSITY OF EMERGING SCIENCES & TECHNOLOGY

(Amount in Rs.)

SCHEDULE -1: CORPUS

PARTICULARS	CURRENT YEAR		PREVIOUS YEAR	
	FUND AA	FUND BB	FUND CC	FUND DD
Balance as at the beginning of the year			115,242,598	115,242,598
Add:Contribution/Donations towards Corpus			-	-
Deduct:Asset written off during the year created out of corpus			-	-
BALANCE AT THE YEAR END			115,242,598	115,242,598.00

SCHEDULE -2: GENERAL FUND

PARTICULARS	CURRENT YEAR		PREVIOUS YEAR	
	FUND AA	FUND BB	FUND CC	FUND DD
Balance as at the beginning of the year			140,760,082	136,627,049
Add:contribution towards General Fund			-	-
Add/ deduct:Depreciation Reversal/MIP			31,425,596	-
Add/(Deduct):Balance of net income/(expenditure) transferred from the Income and Expenditure account			5,241,265	4,133,033
BALANCE AT THE YEAR END			114,575,751	140,760,082

SCHEDULE-3: DESIGNATED/EARMARKED FUNDS

PARTICULARS	FUNDS WISE BREAK UP				TOTAL	
	FUND AA	FUND BB	FUND CC	FUND DD	CURRENT YEAR	PREVIOUS YEAR
a)Opening balance of the funds						
b)Additions to the funds:						
donations/Grants						
income from investments made of the funds						
accrued interest on investment of the funds						
Other additions (Specify nature)						
TOTAL(a+b)						
c)Utilisation/Expenditure towards objectives of funds						
Capital Expenditure						
-fixed assets						
-Others						
TOTAL						
Revenue Expenditure						
-salaries, Wages and allowances etc						
Rent						
-Other Administrative expenses						
TOTAL						
NET BALANCE AS AT THE YEAR -END(a+b-c)						

SCHEDULE -4: RESTRICTED FUNDS

PARTICULARS	FUNDS WISE BREAK UP				TOTAL	
	FUND AA	FUND BB	FUND CC	FUND DD	CURRENT YEAR	PREVIOUS YEAR
a)Opening balance of the funds						
b)Additions to the funds:						
donations/Grants						
income from investments made on account of funds						
accrued interest on investment of the funds						
Other additions (Specify nature)						
TOTAL(a+b)						
c)Utilisation/Expenditure towards objectives of funds						
Capital Expenditure						
-fixed assets						
-Others						
TOTAL						
Revenue Expenditure						
-salaries, Wages and allowances etc						
Rent						
-Other Administrative expenses						
TOTAL						
NET BALANCE AS AT THE YEAR -END (a+b-c)						



Handwritten signature in blue ink.

BADDI UNIVERSITY OF EMERGING SCIENCES & TECHNOLOGY

SCHEDULE - 5 LOANS/BORROWINGS

(Amount in Rs.)

SECURED LOANS

	CURRENT YEAR		PREVIOUS YEAR	
1 Central Government		-		-
2 State Government(Specify)		-		-
3 Financial Institutions				
a) Term Loans				
b) Interest accrued and due		-		-
4 Banks				
a) Term Loans	58,175,748		95,142,182	
- Interest accrued and due				
b) Other Loans(specify)				
- Interest accrued and due		58,175,748		95,142,182
5 Other Institutions and Agencies		-		-
6 Debentures and Bonds		-		-
7 Others(specify)		-		-
Total		58,175,748		95,142,182

UNSECURED LOANS

	CURRENT YEAR		PREVIOUS YEAR	
1 Central Government		-		-
2 State Government(Specify)		-		-
3 Financial Institutions		-		-
4 Banks				
a) Term Loans				
b) Other Loans(specify)				
5 Other Institutions and Agencies		-		-
6 Debentures and Bonds		-		-
7 Unsecured Loans from Others		88,502,142		92,123,501
7 Caution Money from Students				8,777,954
Total		88,502,142.00		100,901,455.00



Handwritten signature/initials in blue ink.

BADDI UNIVERSITY OF EMERGING SCIENCES & TECHNOLOGY

(Amount in Rs.)

SCHEDULE - 6-CURRENT LIABILITIES & PROVISIONS

	CURRENT YEAR		PREVIOUS YEAR	
A. CURRENT LIABILITIES				
1. Deposits from Staff	-	-	-	-
2. Deposits from Students	6,828,017	6,828,017	6,072,333	6,072,333
3. Sundry Creditors				
a) For goods and services	10,798,307		15,341,835	
b) Others	-	10,798,307	-	15,341,835
4. Advances Received				
5. Interest accrued but not due on:				
a) Secured Loans/Borrowings	-	-	2,720,586	2,720,586
b) Unsecured Loans/Borrowings	-	-	-	-
6. Statutory Liabilities(GPF, TDS, WC TAX, CPF, GIS, NPS):				
a) Overdue	-	-	-	-
b) Others	1,632,804	1,632,804	2,446,108	2,446,108
7. Other current Liabilities				
a) Salaries	5,986,622		11,017,640	
b) Receipts Against Sponsored Projects	-		-	
c) Receipts Against Sponsored Fellowships Projects	-		-	
d) Unutilised Grants	-		-	
e) Grants in advance	-		-	
g) Centre For Advance Studies in Engineering	78,200,196		45,044,517	
h) Other liabilities	28,295,904	112,482,722	26,790,570	82,852,727
TOTAL(A)		131,741,849		109,433,589
B. PROVISIONS				
1. For Taxation				
2. Gratuity				
3. Superannuation/Pension				
4. Accumulated Leave Encashment				
5. Expenses payable				
6. Trade Warranties/claims				
7. Others (specify)				
TOTAL(B)				
TOTAL(A+B)		131,741,849		109,433,589

Parasbatika



BADDI UNIVERSITY OF EMERGING SCIENCES & TECHNOLOGY

(Amount in Rs.)

List of Deposits From Students Forming Part of Schedule 6 of Current Liabilities

Particulars	CURRENT YEAR		PREVIOUS YEAR	
Caution Money Payable in next 12 months	6,378,049		2,174,906	
Alumni Fee	449,968		3,831,537	
Magazine Fee				
Uniform Fee				
Advance Fee from Students			65,890	
Emanation Techfest				
Refundable Fee		6,828,017	-	
				6,072,333

List of Other Current Liabilities Forming Part of Schedule 6 of Current Liabilities

Particulars	CURRENT YEAR		PREVIOUS YEAR	
AIDS Programme			22,500	
O/D Limit From Punjab National Bank				
Sundry Admission/ Hostel			1,021,239	
Education Programme Cipla Foundation				
Prabhandhotsav				
Unnat Bharat Abhyan			34,625	
Hostel security	1,655,000			
Survey Project IMS				
H.P. Private Edu Institute Regu. Comm. (1%)		23,380,407		21,877,498
Security - Krishna Laundry		100,000		
IBM NEW Training Programme				
Security - Jet Sparkle Facility Management P. Ltd.		100,000		
Tata AIG Life Insurance				
HP Council of Science & Tech		4,565		4,565
Security - ASMACS Skill development				
Laundry Charges Payable				
Electricity Payable		262,232		3,120,868
Emanation Techfest		2,314,700		279,275



M. Goel

BADDI UNIVERSITY OF EMERGING SCIENCES & TECHNOLOGY

(Amount in Rs.)

Audit Fees Payable	110,000	80,000	
Other Security	369,000	350,000	
Cheque Issued but Not Presented		28,295,904	26,790,570

List of Bank Accounts Forming Part of Schedule 9 of Current Assets

Particulars	CURRENT YEAR		PREVIOUS YEAR	
Punjab National Bank - 4131000100329723	374,377			
Punjab National Bank - 4131000100369439	41,251		167,921	
Punjab National Bank (HP Project) - 6364	4,702		4,457	
State Bank Of India (BUEST)	110,745		168,429	
State Bank of India (SBI Jyoti Power)			-	
Punjab National Bank - 4131000100410858 (FDR)	896,868		982,234	
		1,427,943		1,323,041



Prakash K

BADDI UNIVERSITY OF EMERGING SCIENCES & TECHNOLOGY

SCHEDULE - 8 INVESTMENTS

(Amount in Rs.)

INVESTMENTS FROM EARMARKED/ENDOWMENTS FUNDS

	CURRENT YEAR	PREVIOUS YEAR
1. In Central Government Securities	-	-
2. In State Government Securities	-	-
3. Other approved Securities	-	-
4. Shares	-	-
5. Debentures and Bonds	-	-
6. Others (to be specified)	-	-
TOTAL	-	-

INVESTMENTS OTHERS

	CURRENT YEAR	PREVIOUS YEAR
1. In Central Government Securities	-	-
2. In State Government Securities	-	-
3. Other approved Securities	15,190,000.00	-
4. Shares	-	-
5. Debentures and Bonds	-	-
6. Advance for Land	-	-
TOTAL	15,190,000.00	-



Praveshan P.S.

BADDI UNIVERSITY OF EMERGING SCIENCES & TECHNOLOGY

SCHEDULE -9 CURRENT ASSETS

(Amount in Rs.)

	CURRENT YEAR	PREVIOUS YEAR
1. Stock:		
a) Stores and Spares	-	-
b) Loose Tools	-	-
c) Publications	-	-
2. Sundry Debtors:		
a) Debts Outstanding for a period exceeding six months		
b) Others	12,872,062	35,516,931
3. Cash balances in hand (including cheques/drafts and imprest)	713,014	423,681
4. Banks Balances (to be further Classified as pertaining to earmarked fund or otherwise		
a) With Scheduled Banks:		
-In Current Accounts		
-In term deposit Accounts		
-In Savings Accounts	1,427,943	1,323,041
b) With non-Scheduled Banks:		
-In Current Accounts		
-In term deposit Accounts		
-In Savings Accounts	-	-
5. Post Office - Savings Accounts	-	-
TOTAL	15,013,019	37,263,652



Parshant K

BADDI UNIVERSITY OF EMERGING SCIENCES & TECHNOLOGY

(Amount in Rs.)

SCHEDULE -10 LOANS, ADVANCES & DEPOSITS

	CURRENT YEAR		PREVIOUS YEAR	
1.Advances to employees: (Non-interest bearing)				
a)Salary				
b)Festival	-		-	
c)LTC	-		-	
d)Medical advance				
e) Gratuity Award Deposited				
e)Other (Imprest)	908,311	908,311	1,064,126	1,064,126
2.Long Term Advances to employee:(interest Bearing)				
a)Vehicle loan				
b)Home loan				
c)Other (to be specified)				
3.Advances and other amounts recoverable in cash or in kind or for value to be received:				
a) On capital accounts (Advance towards Land)	14,012,500		14,012,500	
b) to Suppliers	5,499,882		5,256,691	
c) Rent Receivable	681,517		703,561	
d) Capital Goods				
e) Others		20,193,899		19,972,752
4.Prepaid Expenses				
a)Insurance	150,319		142,218	
b)Other expenses		150,319		142,218
5.Deposits				
a)Telephone	4,092		4,092	
b)Lease Rent	112,500		112,500	
c)Electricity	1,502,419		1,502,419	
d)AICTE,if applicable				
e)MCI,if applicable				
f)PMKVY TI - 2017-18				
g)Others (to be specified)	162,350	1,781,361	162,350	1,781,361
Income accrued:				



Praveen R.S.

BADDI UNIVERSITY OF EMERGING SCIENCES & TECHNOLOGY

SCHEDULE - 10 LOANS, ADVANCES & DEPOSITS

(Amount in Rs.)

	CURRENT YEAR		PREVIOUS YEAR	
a) On Investments from Earmarked/Endowment Funds				
b) On Investments - Others	121,266			
c) On Loans and advances				
d) Others (includes income due unrealized - Rs....)		121,266		-
7. Others receivable				
a) Debit balance in Sponsored Projects				
b) Debit balances in fellowship & Scholarship				
c) Grants Recoverable				
d) TDS Recoverable	233,390		26,455	
e) Preoperative Expenditures				
f) Unamortized Expenses				
e) Other receivable		233,390	2,536,483	2,562,938
8. Claims Receivable				
9. Cheque Received not Cleared in Bank		-		-
TOTAL		23,388,546		25,523,394



Garvinder Singh

BADDI UNIVERSITY OF EMERGING SCIENCES & TECHNOLOGY

SCHEDULE - 11 ACADEMIC RECEIPTS

FEE FROM STUDENTS	CURRENT YEAR	PREVIOUS YEAR
Academic		
1. Tuition fee	149,437,625.00	147,932,585.00
2. Admission fee		
3. Enrolment fee		
4. Library Admission fee		
5. Laboratory fee		
6. Art & Craft fee		
7. Registration fee		35,500
8. Development Fee		
9. Syllabus fee		
TOTAL(A)	149,437,625	147,968,085
Examinations		
1. Admission test fee		
2. Annual Examination fee		3,227,000
3. Mark sheet ,certificate fee		
TOTAL(B)	-	3,227,000
Other fee		
1. Student fees	-	-
2. Fine/Miscellaneous fee	1,065,346	639,061
3. Sports Fees	130,183	-
4. Transportation fee	1,828,774	2,065,932
5. Hostel fee	31,477,290	31,815,735
6. others	2,340,422	4,130,117.00
TOTAL (C)	36,842,015	38,650,845
Sale of publications		
1. Sale of syllabus and Question paper ,etc.	-	2,020
2. Sale of prospectus including admission forms	920,000	501,578
TOTAL (D)	920,000	503,598
GRAND TOTAL (A+B+C+D)	187,199,640	190,349,528



Signature

BADDI UNIVERSITY OF EMERGING SCIENCES & TECHNOLOGY

SCHEDULE-12 GRANTS & DONATIONS (Irrevocable Grants Subsidies Received)

PARTICULARS	CURRENT YEAR	PREVIOUS YEAR
1. Central Government	-	-
2. In State Government	-	-
3. Government Agencies	-	-
4. Institution/Welfare Bodies	-	-
5. International Organizations	-	-
6. Other (Donations)	5,000,000	9,725,000
TOTAL	5,000,000	9,725,000

SCHEDULE-13 INCOME FROM INVESTMENTS

PARTICULARS	CURRENT YEAR	PREVIOUS YEAR
Investment from Earmarked/Endowment Fund		
1) Interest		
A) On Govt. Securities		
B) Other Bonds/debentures		
2) Income received		
A) Each Fund separately		
3) Income Accrued		
A) Each Fund separately		
B) Others (Specify)		
TOTAL	-	-
TRANSFERRED TO Earmarked/endowment funds		
PARTICULARS	CURRENT YEAR	PREVIOUS YEAR
Investment from Earmarked/Endowment Fund		
1) Interest		
a) On Govt. Securities		
b) Other Bonds/debentures		
2) Income received		
a) Each Fund separately		
3) Income Accrued		
A) Each Fund separately		
B) Others (Specify)		
TOTAL	-	-



Handwritten signature in blue ink.

BADDI UNIVERSITY OF EMERGING SCIENCES & TECHNOLOGY

SCHEDULE-14 OTHER INCOME

PARTICULARS	CURRENT YEAR	PREVIOUS YEAR
A. Income from Land & Building		
1.Hostel Room Rent	792,939	1,042,716
2.License fee		
3.Hire Charges of Auditorium/Play ground/Convention Centre etc		-
4.Electricity & Water charges		
TOTAL	792,939	1,042,716
B.Sale of Institute's publications		
C.Income from holding events		
1.Gross Receipts from annual function/Sports carnival	98,000	216,210
Less: Direct expenditure incurred on the annual function/sports carnival		
2.Gross Receipts from fetes		
Less: Direct expenditure incurred on the fetes		
3.Gross Receipts for educational tours		
4.Others (to be specified and separately disclosed)	266,400	1,545,616
TOTAL	364,400	1,761,826
D.Interest on term Deposit		
a)With Scheduled Banks		2,001
b)With Non- Scheduled Banks		
c)With Institutions		
d)Others	134,741	
TOTAL	134,741	2,001
E.Interest on Savings Accounts :		
a)With Scheduled Banks	108,822	33,492
b)With Non- Scheduled Banks		
c)With Institutions		
d)Others	-	-
TOTAL	108,822	33,492
F.Interest On Loans:		
a) Employee/Staff		
b) Others		
TOTAL	-	-

(Signature)



BADDI UNIVERSITY OF EMERGING SCIENCES & TECHNOLOGY

G. Interest on Debtors and Others Receivables			
H. Others			
1. Interest on TDS			-
2. Bus fare			62,940
3. Consultancy income			
4. Uniform Fee			
5. Misc. Receipts		81,993	1,112,755
6. Profit on sale/ disposal of assets:			
7. Write off			
8. Students not registered			
9. E.R.P. Charges			-
10. Thesis (phd)			
11. Sale of scrap			
12 Transportation Charges		947,110.00	
13. Exhicon events		2,147,600.00	
14. Emanation			
TOTAL		3,176,703	1,175,695
GRAND TOTAL (A+B+C+D+E+F+G+H)		4,577,605	4,015,730



Harpreet Singh

BADDI UNIVERSITY OF EMERGING SCIENCES & TECHNOLOGY

SCHEDULE-15 STAFF PAYMENTS & BENEFITS

PARTICULARS	CURRENT YEAR	PREVIOUS YEAR
a) Salaries and wages	77,402,158	72,100,460
b) Allowances and Bonus		
c) Contribution to Provident Fund	1,899,081	1,830,228
d) Contribution to ESI	691,555	641,794
e) Staff Welfare Expenses	92,273	47,227
f) Retirement and terminal Benefits	1,629,648	335,514
g) LTC Facility		
h) Medical Facility	10,700	12,808
i) Children Education Allowance		
j) Honorarium	297,012	231,514
k) TA/DA expenses		
l) Interest on Esic & EPF		
m) Others (specify)	989,507	580,319
TOTAL	83,011,934	75,779,864

SCHEDULE-16 ACADEMIC EXPENSES

PARTICULARS	CURRENT YEAR	PREVIOUS YEAR
a) Laboratory expenses	437,243	263,826
b) Field work/Participation		
c) Seminar/Workshop/Conference	405,585	
d) Payments to visiting faculty		
e) Examination	382,546	1,109,817
f) Students Welfare Expenses	150,000	1,139,551
g) Admission Expenses		
h) Convocation	47,511	
i) Publications		
j) Stipend/Means-cum-merit scholarship		
k) Subscription		
l) Others (specify)	43,476	1,384,875
TOTAL	1,466,361	3,898,069



Navroop Singh

BADDI UNIVERSITY OF EMERGING SCIENCES & TECHNOLOGY

SCHEDULE-17 ADMINISTRATIVE AND GENERAL EXPENSES

PARTICULARS	CURRENT YEAR	PREVIOUS YEAR
a) Electricity and power	3,584,454	4,855,420
b) Emanation expense	200,000	-
c) Insurance	566,674	656,026
d) Rent, Rates and Taxes (including property tax)	1,693,889	2,404,944
e) Postage & Telegram	22,792	43,623
f) Telephone and Internet Charges	1,134,707	1,469,886
g) Printing and Stationary	519,298	591,468
h) Travelling and Conveyance Expenses	1,066,043	1,232,429
i) Expenses on seminar/workshops	754,304	819,583
j) Hospitality / Hostel Expenses	10,218,415	10,967,228
k) Genset Expense	445,878	585,857
l) Professional Charges	1,256,750	347,190
m) Advertisement and Publicity	11,594,617	10,278,686
n) Magazines & Journals	178,538	139,728
o) Office & Other Expenses	292,117	391,923
p) Loading & Unloading	37,700	12,782
q) Security Expenses	2,188,687	2,201,997
r) Depreciation	15,682,133.00	16,671,434.00
Training & Placement Expenses	574,481.00	570,678.00
s) Interest on TDS	364,107.00	186,478.00
u) Rent Expenses	126,000.00	126,000.00
v) Audit fees	30,000.00	
w) Telecalling expenses	298,370.00	
x) Discount Group	15,461,601	20,266,512
y) Others (specify)	5,234,936	4,563,719
z) Write off	(371,330)	6,625,883
TOTAL	73,155,161	86,009,474

Asst. Prof. R3



BADDI UNIVERSITY OF EMERGING SCIENCES & TECHNOLOGY

SCHEDULE-18 TRANSPORTATION EXPENSES

PARTICULARS	CURRENT YEAR	PREVIOUS YEAR
1. Vehicles (owned by educational institution)		
a) Running Expenses	7,912,543	7,387,006
b) Repairs & Maintenance		
c) Insurance expenses		
2. Vehicles taken on rent/lease		
a) Rent/lease expenses		
TOTAL	7,912,543	7,387,006



Mital Gopal Ashok

BADDI UNIVERSITY OF EMERGING SCIENCES & TECHNOLOGY

SCHEDULE-19 REPAIRS AND MAINTENANCE

PARTICULARS	CURRENT YEAR	PREVIOUS YEAR
a) Building	282,463	566,051
b) Furniture & Fixture		
c) Plant & Machinery		
d) Office Equipments		
e) Cleaning Material & Services	-	-
f) Others (specify)	8,441,191	4,263,583
TOTAL	8,723,654	4,829,634

SCHEDULE-20 FINANCE COSTS

PARTICULARS	CURRENT YEAR	PREVIOUS YEAR
a) Interest on fixed loans		
b) Interest on other loans	16,083,853	20,948,364
c) Bank Charges	857,122	726,017
d) Other(specify)		
TOTAL	16,940,975	21,674,381

SCHEDULE-21 OTHER EXPENSES

PARTICULARS	CURRENT YEAR	PREVIOUS YEAR
a) Provision for Bad and doubtful debts/Advances		
b) Irrecoverable Balances Written -off		
c) Pre-operative Expenses W/off		
d) Others (specify)	325,352	378,796
TOTAL	325,352	378,796



Signature

BADLI UNIVERSITY OF EMERGING SCIENCES & TECHNOLOGY
SCHEDULE OF FIXED ASSETS AS AT MARCH 31, 2023

RATIO OF DEPRECIATION	PARTICULARS	GROSS BLOCK				DEPRECIATION		NET BLOCK			
		Balance As At 01.04.24	Addition During The Year Before 30.03.24	After 30.03.24	Deduction During The Year	Total As on 31.03.2023	As At 01.04.24	During The Period	TOTAL 31.03.2023	As At 31.03.2023	As At 31.03.2024
0%	Land	739,464	-	-	-	-	-	-	-	739,464	739,464
2.4%	BUILDING	582,437,686	-	165,000	-	582,437,686	10,235,341	162,812,661	419,231,025	430,056,366	
2.4%	Road & Land Scaping	285,000	-	-	-	40,000	8,736	19,164	440,816	284,532	
10%	FURNITURE & FIXTURE	31,242,880	856,775	9,500	-	22,110,135	1,004,428	23,061,972	9,046,183	9,184,734	
15%	MACHINERY AND PLANT	2,286,590	295,000	8,900	-	2,590,490	101,152	2,691,423	588,977	384,229	
15%	Air Conditioner	1,287,859	-	-	-	1,287,859	37,183	1,325,042	210,537	247,750	
15%	Tube well	2,207,591	-	-	-	2,207,591	28,965	2,236,556	1,700,282	536,274	
15%	Electricity fitting	8,735	-	-	-	8,735	6,725	15,460	1,696	6,696	
15%	Electrical Equipments	2,543,532	-	-	-	2,543,532	60,461	2,199,340	342,612	403,872	
15%	Fan	2,877,232	128,000	132,458	-	3,117,708	155,173	2,192,165	945,543	840,250	
15%	Television	87,509	-	-	-	87,509	1,554	78,100	8,309	10,348	
15%	Audio equipment	2,207,590	200,840	274,981	-	2,728,109	1,022,500	31,020,500	6,510,500	7,180,500	
15%	Gas Stove	1,035,717	52,857	17,941	-	1,051,717	32,201	853,247	403,499	403,303	
15%	Trunk	588,335	48,220	101,000	-	588,335	32,068	398,618	182,470	214,671	
15%	Water Heater (Geyser)	2,487,105	-	-	-	2,487,105	102,500	2,602,924	83,001	337,281	
15%	Water Cooler/Refrigerator	67,468	-	-	-	67,468	4,392	43,992	18,806	34,607	
15%	Mobile set	77,655	14,998	45,430	-	132,083	6,268	51,716	71,609	46,006	
15%	Biometric Attendance Machine	131,245	-	-	-	131,245	6,901	92,140	39,105	46,006	
15%	Sensors	6,773	-	-	-	6,773	107,383	4,022	2,171	1,112,541	
15%	Security Camera	6,232,210	-	-	-	6,232,210	5,627,870	946,847	463,447	58,290	
15%	Biometric Attendance Machine	444,389	-	-	-	444,389	6,743	396,942	463,447	38,290	
15%	Ballast Ball Count	292,325	-	-	-	292,325	6,366	256,250	36,075	42,441	
15%	Misc. Fixed Assets	408,538	-	12,422	-	420,960	30,278	243,183	177,787	195,448	
15%	Camera	55,935	-	-	-	55,935	5,164	38,904	5,287	58,352	
15%	Sustainable Pump	55,935	-	-	-	55,935	1,340	13,209	5,287	58,352	
15%	Fax Machine	12,247	3,699	-	-	12,247	224	11,079	1,482	1,482	
15%	STD Machine	1,810	-	-	-	1,810	33	1,642	188	221	
15%	Photocopy Machine	482,112	-	-	-	482,112	16,340	390,082	92,800	108,720	
15%	Welding Set	2,324,235	-	-	-	2,324,235	38,413	682,817	223,138	282,751	
15%	Printer	651,745	-	-	-	651,745	31,419	482,817	223,138	282,751	
15%	Solar System	7,046,631	-	300,000	-	7,346,631	418,220	4,827,020	2,519,931	2,838,131	
15%	Sports Material	29,413	-	-	-	29,413	8,096	258,747	45,875	53,971	
15%	Fire Fighting Equipment	38,413	-	-	-	38,413	5,715	35,882	4,951	4,706	
15%	Generator	36,152	-	-	-	36,152	4,500	32,441	3,716	4,372	
15%	Ballast Ball Count	237,073	-	-	-	237,073	208,410	212,710	24,343	28,648	
15%	Workshop	1,037,595	-	-	-	1,037,595	59,486	700,510	317,055	396,571	
15%	Water Purifier	228,843	-	-	-	228,843	8,842	178,728	30,705	38,296	
15%	Light Housing/Imaging Tower	40,000	-	-	-	40,000	17,278	20,666	19,314	22,722	
15%	Battery	25,500	-	-	-	25,500	3,007	8,458	17,042	20,049	
15%	Dustbin	6,495	-	-	-	6,495	931	3,278	5,217	6,118	
15%	n.P.Machine	7,200	-	-	-	7,200	97	2,329	5,541	6,319	
15%	Sound system	7,200	-	-	-	7,200	97	2,329	5,541	6,319	
15%	Cricket Ground	1,568,832	46,000	-	-	1,568,832	46,000	6,900	39,100	1,569,832	
15%	Football Ground	128,525	-	-	-	128,525	-	-	128,525	128,525	
15%	Borewell	91,076	-	-	-	91,076	-	-	91,076	91,076	
15%	VEHICLES	14,666,254	-	-	-	14,666,254	854,535	9,323,991	4,842,363	5,696,888	
40%	COMPUTERS	6,337,350	-	-	-	6,337,350	146,118	4,398,611	2,048,732	415,545	
40%	Computer	5,117,180	-	-	-	5,117,180	288,319	4,734,611	2,125,099	620,848	
40%	Projector	1,862,587	-	-	-	1,862,587	23,081	1,947,995	34,532	57,653	
40%	LCD/LED	121,952	21,500	-	-	143,452	11,066	179,204	1,748	2,814	
40%	Web Cam	1,113,289	-	-	-	1,113,289	21,934	1,081,258	1,842	6,288	
40%	Wireless	1,113,289	-	-	-	1,113,289	21,934	1,081,258	1,842	6,288	
40%	Lap Top	718,952	55,500	-	-	774,452	27,555	733,129	41,333	13,388	
40%	Networking	814,812	-	-	-	814,812	4,716	814,098	714	1,190	
40%	Printer	335,990	-	-	-	335,990	4,355	329,407	4,642	4,642	
40%	Scanner	5,250	-	-	-	5,250	16	5,234	5,887	8,471	
40%	Books	6,997,855	44,300	123,319	-	7,165,474	168,332	6,954,542	314,532	311,485	
40%	Intangible Assets	-	-	-	-	-	-	-	-	-	
40%	Software	-	-	10,752	-	10,752	2,150	2,150	8,602	-	
	Total (Rs.)	72,843,531	1,603,632	1,200,701	-	73,151,864	201,186,238	15,082,133	275,868,271	454,646,532	467,287,232

For Badli University Of Emerging Sciences & Technology

Gaurav Ram Jha
 Secretary (Sponsoring Body)



(Handwritten Signature)