

**BADDI UNIVERSITY OF EMERGING SCIENCES & TECHNOLOGY**

(Amount in Rs.)

**SCHEDULE -1 CORPUS**

PARTICULARS	CURRENT YEAR	PREVIOUS YEAR
Balance as at the beginning of the year	115,242,598	115,242,598
Add:Contribution/Donations towards Corpus	-	-
Deduct:Asset written off during the year created out of corpus	-	-
<b>BALANCE AT THE YEAR END</b>	<b>115,242,598</b>	<b>115,242,598.00</b>

**SCHEDULE -2 GENERAL FUND**

PARTICULARS	CURRENT YEAR	PREVIOUS YEAR
Balance as at the beginning of the year	154,828,188	158,601,015
Add:Contribution towards General Fund	-	-
Add:Depreciation Reversal	-	-
Add/(Deduct):Balance of net income/(expenditure) transferred from the Income and Expenditure account	(18,201,139)	(3,772,827)
<b>BALANCE AT THE YEAR END</b>	<b>136,627,049</b>	<b>154,828,188</b>

**SCHEDULE-3 DESIGNATED/EARMARKED FUNDS**

PARTICULARS	FUNDS WISE BREAK UP				TOTAL	
	FUND AA	FUND BB	FUND CC	FUND DD	CURRENT YEAR	PREVIOUS YEAR
a)Opening balance of the funds						
b)additions to the funds:						
donations/Grants						
income from investments made of the funds						
accrued interest on investment of the funds						
Other additions (specify nature)						
TOTAL(a+b)	-	-	-	-	-	-
c)Utilisation/Expenditure towards objectives of funds						
<b>Capital Expenditure</b>						
-Fixed assets						
-Others						
TOTAL	-	-	-	-	-	-
<b>Revenue Expenditure</b>						
-salaries ,Wages and allowances etc.						
-Rent						
-Other Administrative expenses						
TOTAL	-	-	-	-	-	-
TOTAL( c)	-	-	-	-	-	-
<b>NET BALANCE AS AT THE YEAR -END(a+b-c)</b>	-	-	-	-	-	-



✓ Gaurav B3

Badly S

**BADDI UNIVERSITY OF EMERGING SCIENCES & TECHNOLOGY**

(Amount in Rs.)

**SCHEDULE -4 RESTRICTED FUNDS**

PARTICULARS	FUNDS WISE BREAK UP				TOTAL	
	FUND AA	FUND BB	FUND CC	FUND DD	CURRENT YEAR	PREVIOUS YEAR
a) Opening balance of the funds						
b) Additions to the funds:						
donations/Grants						
income from investments made on account of funds						
accrued interest on investment of the funds						
Other additions (specify nature)						
TOTAL (a+b)	-	-	-	-	-	-
c) Utilisation/Expenditure towards objectives of funds						
<b>Capital Expenditure</b>						
-Fixed assets						
-Others						
TOTAL	-	-	-	-	-	-
<b>Revenue Expenditure</b>						
-salaries ,Wages and allowances etc.						
-Rent						
-Other Administrative expenses						
TOTAL	-	-	-	-	-	-
TOTAL ( c)	-	-	-	-	-	-
<b>NET BALANCE AS AT THE YEAR -END (a+b-c)</b>						



Mansoor B S

Radly S

**BADDI UNIVERSITY OF EMERGING SCIENCES & TECHNOLOGY**  
**INCOME AND EXPENDITURE ACCOUNT FOR THE PERIOD/YEAR ENDED MARCH 31, 2023**


( Amount in Rs. )

PARTICULARS	SCHEDULE	CURRENT YEAR					PREVIOUS YEAR
		Unrestricted Funds			Restricted Fund	Total	Total
		Corpus	Designated Fund	General Fund			
<b>INCOME</b>							
Academic Receipts	11	-	-	166,279,247	-	166,279,247	144,695,445
Grants & Donations	12	-	-	5,200,000	-	5,200,000	6,647,000
Income From Investments	13	-	-	-	-	-	-
Other Incomes	14	-	-	4,857,604	-	4,857,604	2,882,729
<b>TOTAL(A)</b>				<b>176,336,851</b>		<b>176,336,851</b>	<b>154,225,175</b>
<b>EXPENDITURE</b>							
Staff Payments & Benefits	15	-	-	77,561,294	-	77,561,294	59,280,328
Academic Expenses	16	-	-	3,017,393	-	3,017,393	1,900,309
Administrative and General Expenses	17	-	-	77,465,752	-	77,465,752	61,919,972
Transportation Expenses	18	-	-	8,903,263	-	8,903,263	7,118,258
Repairs & Maintenance	19	-	-	5,324,985	-	5,324,985	4,600,481
Finance Costs	20	-	-	21,967,377	-	21,967,377	22,662,057
Other Expenses	21	-	-	297,926	-	297,926	516,598
<b>TOTAL(B)</b>				<b>194,537,989</b>		<b>194,537,989</b>	<b>157,998,002</b>
<b>Balance being excess of Income over Expenditure (A-B)</b>				<b>(18,201,139)</b>		<b>(18,201,139)</b>	<b>(3,772,827)</b>
Transfer to/from Designated fund							
- Building fund							
- Other (specify)							
<b>Balance Being Surplus (Deficit) Carried to General Fund</b>				<b>(18,201,139)</b>		<b>(18,201,139)</b>	<b>(3,772,827)</b>
Notes On Accounts	22						

Notes forming part of accounts  
As per audit report of even date attached  
For Mittal Goel & Associates  
Chartered Accountants

(Amit Mittal)  
Partner

Place : Baddi  
Date : 31/10/2023



For Baddi University Of Emerging Sciences & Technology

Gaurav Ram Jhunjunwala  
Secretary (Sponsoring Body)

Rajpre Singh  
Assistant Registrar (Accounts)

**BADDI UNIVERSITY OF EMERGING SCIENCES & TECHNOLOGY**  
**BALANCE SHEET AS AT MARCH 31, 2023**

Amount in Rs.

<b>SOURCES OF FUNDS</b>	<b>SCHEDULE</b>	<b>CURRENT YEAR</b>	<b>PREVIOUS YEAR</b>
<b>UNRESTRICTED FUNDS</b>			
Corpus	1	115,242,598	115,242,598
General Fund	2	136,627,049	154,828,188
Designated / Earmarked Funds	3	-	-
<b>RESTRICTED FUNDS</b>	4	-	-
<b>LOANS/BORROWINGS</b>	5		
Secured		139,688,680	36,355,157
Unsecured		93,057,832	76,388,336
<b>CURRENT LIABILITIES &amp; PROVISIONS</b>	6	93,484,914	211,452,054
<b>TOTAL</b>		<b>578,101,073</b>	<b>594,266,333</b>
<b>APPLICATION OF FUNDS</b>			
<b>FIXED ASSETS</b>			
Tangible Assets	7	482,834,444	489,497,649
Intangible Assets		-	-
Capital Work In -Progress		31,425,596	31,425,596
<b>INVESTMENTS</b>	8		
Long term		-	-
Short term		-	-
<b>CURRENT ASSETS</b>	9	40,164,660	51,256,545
<b>LOANS, ADVANCES &amp; DEPOSITS</b>	10	23,676,373	22,086,543
<b>TOTAL</b>		<b>578,101,073</b>	<b>594,266,333</b>
<b>NOTES TO ACCOUNTS</b>	22		

Notes forming part of accounts  
As per audit report of even date attached  
For Mittal Goel & Associates  
Chartered Accountants

  
(Amit Mittal)  
Partner

Place : Baddi  
Date : 31/10/2023

For Baddi University Of Emerging Sciences & Technology

  
Gaurav Ram Jhunjhunwala  
Secretary (Sponsoring Body)

  
Rande Sham  
Assistant Registrar (Accounts)

Signed by the said Sgn. Ldr.

29.10.23

**BADDI UNIVERSITY OF EMERGING SCIENCES & TECHNOLOGY**

(Amount in Rs.)

**SCHEDULE -5 LOANS/BORROWINGS**

**SECURED LOANS**

	CURRENT YEAR		PREVIOUS YEAR	
1. Central Government		-		-
2. State Government (Specify)		-		-
3. Financial Institutions				
a) Term Loans				
b) Interest accrued and due		-		-
4. Banks				
a) Term Loans	139,688,680		36,355,157	
-Interest accrued and due				
b) Other Loans (specify)	-		-	
-Interest accrued and due	-	139,688,680	-	36,355,157
5. Other Institutions and Agencies				
6. Debentures and Bonds				
7. Others (specify)				
<b>Total</b>		<b>139,688,680</b>		<b>36,355,157</b>

**UNSECURED LOANS**

	CURRENT YEAR		PREVIOUS YEAR	
1. Central Government		-		-
2. State Government (Specify)		-		-
3. Financial Institutions				
4. Banks				
a) Term Loans				
b) Other Loans (specify)				
5. Other Institutions and Agencies				
6. Debentures and Bonds				
7. Unsecured Loans from Others	82,783,989		67,288,515.00	
7. Caution Money from Students	10,273,843		9,099,820.99	
<b>Total</b>		<b>93,057,832.00</b>		<b>76,388,335.99</b>



*Garvinder BS*


*Radhu S*

**BADDI UNIVERSITY OF EMERGING SCIENCES & TECHNOLOGY**

(Amount in Rs.)

**SCHEDULE -6 CURRENT LAIBILITIES & PROVISIONS**

	CURRENT YEAR		PREVIOUS YEAR	
<b>A. CURRENT LIABILITIES</b>				
1. Deposits from Staff	-	-	-	-
2. Deposits from Students	7,440,750	7,440,750	14,514,451	14,514,451
3. Sundry Creditors				
a) For goods and services	10,929,722		14,641,497	
b) Others	-	10,929,722	-	14,641,497
4. Advances Received	1,673,278	1,673,278	2,489,641	2,489,641
5. Interest accrued but not due on:				
a) Secured Loans/Borrowings	-	-	-	-
b) Unsecured Loans/Borrowings	-	-	-	-
6. Statutory Liabilities (GPF, TDS, WC TAX, CPF, GIS, NPS):				
a) Overdue	-	-	-	-
b) Others	2,014,320	2,014,320	1,519,021	1,519,021
7. Other current Liabilities				
a) Salaries	13,468,901		14,175,451	
b) Receipts Against Sponsored Projects	-	-	-	-
c) Receipts Against Sponsored Fellowships Projects	-	-	-	-
d) Unutilised Grants	-	-	-	-
e) Grants in advance	-	-	-	-
f) Baddi International School	12,512,807		6,246,294	
g) Centre For Advance Studies in Engineering	18,093,347		18,093,347	
h) Other liabilities	27,351,790	71,426,845	139,772,352	178,287,444
<b>TOTAL (A)</b>		<b>93,484,914</b>		<b>211,452,054</b>
<b>B. PROVISIONS</b>				
1. For Taxation				
2. Gratuity				
3. Superannuation/Pension				
4. Accumulated Leave Encashment				
5. Expenses payable				
6. Trade Warranties/claims				
7. Others (specify)				
<b>TOTAL (B)</b>				
<b>TOTAL (A+B)</b>		<b>93,484,914</b>		<b>211,452,054</b>



*Ganesh RB*

*Rachin S*

**BADDI UNIVERSITY OF EMERGING SCIENCES & TECHNOLOGY**

(Amount in Rs.)

**List of Deposits From Students Forming Part of Schedule 6 of Current Liabilities**

Particulars	CURRENT YEAR		PREVIOUS YEAR	
Caution Money Payable in next 12 months	3,710,000		10,799,294	
Alumni Fee	3,643,677		3,643,677	
Magazine Fee	-		-	
Uniform Fee				
Advance Fee from Students	87,073			
Emanation Techfest			71,480	
Refundable Fee		<b>7,440,750</b>	-	<b>14,514,451</b>

**List of Other Current Liabilities Forming Part of Schedule 6 of Current Liabilities**

Particulars	CURRENT YEAR		PREVIOUS YEAR	
AIDS Programme	15,000		12,500	
O/D Limit From Punjab National Bank	-		-	
Sundry Admission/ Hostel	1,108,045		775,637	
Education Programme Cipla Foundation			-	
Prabhandhotsav			15,120	
Unnat Bharat Abhiyan	34,625		34,625	
STAAD Pro				
Survey Project IMS				
H.P. Private Edu Institute Regu. Comm. (1%)	20,305,234		18,907,967	
Security - Krishna Laundry			100,000	
IBM NEW Training Programme			-	
Security - Jet Sparkle Facility Management P. Ltd.			100,000	
Tata AIG Life Insurance				
HP Council of Science & Tech	4,631		411,795	
Security - ASMACS Skill development			125,000	
Laundry Charges Payable	1,713,660		1,164,880	
Audit Fees Payable	55,000		30,000	
Cheque Issued but Not Presented	4,115,596	<b>27,351,790</b>	-	<b>21,677,524</b>



*Ganesh B3*

*Loelley S*

BADDI UNIVERSITY OF EMERGING SCIENCES & TECHNOLOGY

(Amount in Rs.)

List of Bank Accounts Forming Part of Schedule 9 of Current Assets

Particulars	CURRENT YEAR		PREVIOUS YEAR	
Punjab National Bank - 4131000100329723			10,061	
Punjab National Bank - 4131000100369439	625,344		1,466,897	
Punjab National Bank (HP Project) - 6364	4,457		411,795	
State Bank Of India (BUEST)	812,030		631,865	
State Bank of India (SBI Jyoti Power)	-		-	
Punjab National Bank - 4131000100410858 (FDR)		<b>1,441,831</b>	10,449,147	<b>12,969,765</b>



Mittal Goel & Associates

Bohler S



**BADDI UNIVERSITY OF EMERGING SCIENCES & TECHNOLOGY**

(Amount in Rs.)

**SCHEDULE -8 INVESTMENTS**

**INVESTMENTS FROM EARMARKED/ENDOWMENTS FUNDS**

	<b>CURRENT YEAR</b>	<b>PREVIOUS YEAR</b>
1. In Central Government Securities	-	-
2. In State Government Securities	-	-
3. Other approved Securities	-	-
4. Shares	-	-
5. Debentures and Bonds	-	-
6. Others (to be specified)	-	-
<b>TOTAL</b>	-	-

**INVESTMENTS OTHERS**

	<b>CURRENT YEAR</b>	<b>PREVIOUS YEAR</b>
1. In Central Government Securities	-	-
2. In State Government Securities	-	-
3. Other approved Securities	-	-
4. Shares	-	-
5. Debentures and Bonds	-	-
6. Advance for Land	-	-
<b>TOTAL</b>	-	-



Gourav B3

Rachy S

**BADDI UNIVERSITY OF EMERGING SCIENCES & TECHNOLOGY**

(Amount in Rs.)

**SCHEDULE -9 CURRENT ASSETS**

	<b>CURRENT YEAR</b>	<b>PREVIOUS YEAR</b>
1. Stock:		
a) Stores and Spares	-	-
b) Loose Tools	-	-
c) Publications	-	-
2. Sundry Debtors:		
a) Debts Outstanding for a period exceeding six months	-	-
b) Others	36,456,006	36,512,021
3. Cash balances in hand (including cheques/drafts and imprest)	2,266,823	1,774,758
4. Banks Balances (to be further Classified as pertaining to earmarked fund or otherwise)		
a) With Scheduled Banks:		
-In Current Accounts		
-In term deposit Accounts		
-In Savings Accounts	1,441,831	12,969,765
b) With non-Scheduled Banks:		
-In Current Accounts		
-In term deposit Accounts		
-In Savings Accounts	-	-
5. Post Office -Savings Accounts	-	-
<b>TOTAL</b>	<b>40,164,660</b>	<b>51,256,545</b>



*Ganesh*

*Raaj*

**BADDI UNIVERSITY OF EMERGING SCIENCES & TECHNOLOGY**

(Amount in Rs.)

**SCHEDULE -10 LOANS, ADVANCES & DEPOSITS**

	CURRENT YEAR		PREVIOUS YEAR	
1.Advances to employees: (Non-interest bearing)				
a)Salary				
b)Festival	-		-	
c)LTC	-		-	
d)Medical advance			-	
e) Gratuity Award Deposited				
e)Other (Imprest)	891,847	891,847	676,440	676,440
2.Long Term Advances to employee:(interest Bearing)				
a)Vehicle loan				
b)Home loan				
c)Other (to be specified)				
3.Advances and other amounts recoverable in cash or in kind or for value to be received:				
a) On capital accounts (Advance towards Land)	14,012,500		14,012,500	
b) to Suppliers	5,878,345		4,997,009	
c) Rent Receivable	635,175		603,436	
d) Capital Goods			-	
e) Others		20,526,020	-	19,612,945
4.Prepaid Expenses				
a)Insurance	54,561		34,655	
b)Other expenses		54,561	-	34,655
5.Deposits				
a)Telephone	5,500		5,500	
b)Lease Rent	112,500		112,500	
c)Electricity	1,474,919		1,474,919	
d)AICTE,if applicable			-	
e)MCI,if applicable			-	
f)PMKVY TI - 2017-18			-	
g)Others (to be specified)	162,350	1,755,269	162,350	1,755,269
6.Income accrued:				
a)On Investments from Earmarked/Endowment Funds				
b)On investments -Others				
c)On Loans and advances				
d)Others(includes income due unrealized-Rs.....)				



*Ganesh*

*Rachin S*

**BADDI UNIVERSITY OF EMERGING SCIENCES & TECHNOLOGY**

(Amount in Rs.)

**SCHEDULE -10 LOANS, ADVANCES & DEPOSITS**

	CURRENT YEAR		PREVIOUS YEAR	
7.Others receivable				
a)Debit balance in Sponsored Projects			-	
b)Debit balances in fellowship &Scholarship			-	
c)Grants Recoverable			-	
d) TDS Recoverable	26,455		6,069	
e) Preoperative Expenditures			-	
f) Unamortized Expenses			-	
e)Other receivable	313,465	<b>339,920</b>	1,165	<b>7,234</b>
8. Claims Receivable				
9.Cheque Received not Cleared in Bank	108,756	<b>108,756</b>		
<b>TOTAL</b>		<b>23,676,373</b>		<b>22,086,543</b>



Manpreet

Rajinder S

**BADDI UNIVERSITY OF EMERGING SCIENCES & TECHNOLOGY**

**SCHEDULE - 11 ACADEMIC RECEIPTS**

<b>FEE FROM STUDENTS</b>	<b>CURRENT YEAR</b>	<b>PREVIOUS YEAR</b>
<b>Academic</b>		
1. Tuition fee	129,302,249.00	106,991,698.28
2. Admission fee		
3. Enrolment fee		
4. Library Admission fee		
5. Laboratory fee		
6. Art & Craft fee		
7. Registration fee	242,500	357,500
8. Development Fee	40,000.00	1,940,000.00
9. Syllabus fee		
<b>TOATAL(A)</b>	<b>129,584,749</b>	<b>109,289,198</b>
<b>Examinations</b>		
1. Admission test fee	2,185,000	1,092,000
2. Annual Examination fee		1,000
3. Mark sheet ,certificate fee		
<b>TOTAL(B)</b>	<b>2,185,000</b>	<b>1,093,000</b>
<b>Other fee</b>		
1. Identify card fee	594,349	297,913
2. Fine/Miscellaneous fee		
3. Medical Fee		1,099,689
4. Transportation fee	2,609,347	31,090,330
5. Hostel fee	29,481,315	1,246,065.00
6. others	1,101,177.00	
<b>TOTAL( C)</b>	<b>33,786,188</b>	<b>33,733,997</b>
<b>Sale of publications</b>		
1. Sale of syllabus and Question paper ,etc.	1,545	
2. Sale of prospectus including admission forms	721,765	579,250
<b>TOTAL( D)</b>	<b>723,310</b>	<b>579,250</b>
<b>GRAND TOTAL (A+B+C+D)</b>	<b>166,279,247</b>	<b>144,695,445</b>



*Gautam B3*

*Roelty S*

**BADDI UNIVERSITY OF EMERGING SCIENCES & TECHNOLOGY**

**SCHEDULE-12 GRANTS & DONATIONS (Irrevocable Grants Subsidies Received)**

<b>PARTICULARS</b>	<b>CURRENT YEAR</b>	<b>PREVIOUS YEAR</b>
1. Central Government	-	-
2. In State Government	-	-
3. Government Agencies	-	-
4. Institution/Welfare Bodies	-	-
5. International Organizations	-	-
6. Other (Donations)	5,200,000	6,647,000
<b>TOTAL</b>	<b>5,200,000</b>	<b>6,647,000</b>

**SCHEDULE-13 INCOME FROM INVESTMENTS**

<b>PARTICULARS</b>	<b>CURRENT YEAR</b>	<b>PREVIOUS YEAR</b>
Investment from Earmarked/Endowment Fund		
1) Interest		
a) On Govt. Securities		
b) Other Bonds/debentures		
2) Income received		
a) Each Fund separately		
3) Income Accrued		
A) Each Fund separately		
4) Others (Specify)		
<b>TOTAL</b>	-	-
TRANSFERRED TO Earmarked/endowment funds		
<b>PARTICULARS</b>	<b>CURRENT YEAR</b>	<b>PREVIOUS YEAR</b>
Investment from Earmarked/Endowment Fund		
1) Interest		
a) On Govt. Securities		
b) Other Bonds/debentures		
2) Income received		
a) Each Fund separately		
3) Income Accrued		
A) Each Fund separately		
4) Others (Specify)		
<b>TOTAL</b>	-	-



*Mital Goel*

*Rachit S*

**BADDI UNIVERSITY OF EMERGING SCIENCES & TECHNOLOGY**

**SCHEDULE-14 OTHER INCOME**

<b>PARTICULARS</b>	<b>CURRENT YEAR</b>	<b>PREVIOUS YEAR</b>
<b>A. Income from Land &amp; Building</b>		
1.Hostel Room Rent	1,106,606	754,478
2.License fee	-	-
3.Hire Charges of Auditorium/Play ground/Convention Centre.etc	-	-
4.Electricity & Water charges	-	-
<b>TOTAL</b>	<b>1,106,606</b>	<b>754,478</b>
<b>B.Sale of Institute's publications</b>		
<b>C.Income from holding events</b>		
1.Gross Receipts from annual function/Sports carnival	738,135	412,345
Less: Direct expenditure incurred on the annual function/sports carnival		
2.Gross Receipts from fetes		
Less: Direct expenditure incurred on the fetes		
3.Gross Receipts for educational tours		
4.Others (to be specified and separately disclosed)	183,792	
<b>TOTAL</b>	<b>921,927</b>	<b>412,345</b>
<b>D.Interest on term Deposit</b>		
a)With Scheduled Banks	-	-
b)With Non- Scheduled Banks		
c)With Institutions		
d)Others		
<b>TOTAL</b>	<b>-</b>	<b>-</b>
<b>E.Interest on Savings Accounts :</b>		
a)With Scheduled Banks	62,004	21,970
b)With Non- Scheduled Banks		
c)With Institutions		
d)Others	-	-
<b>TOTAL</b>	<b>62,004</b>	<b>21,970</b>
<b>F.Interest On Loans:</b>		
a) Employee/Staff		
b) Others		
<b>TOTAL</b>	<b>-</b>	<b>-</b>



Harvinder

Rachin S

ten year from the date of completion of construction on the said site.

**BADDI UNIVERSITY OF EMERGING SCIENCES & TECHNOLOGY**

<b>G. Interest on Debtors and Others Receivables</b>		
<b>H. Others</b>		
1. Interest on TDS		-
2. Bus Fares	12,480	6,000
3. Consultancy income	26,850	-
4. Uniform Fee		-
5. Misc. Receipts	489,557	85,701
6. Profit on sale/ disposal of assets :		103,735
7. Write off	78,680	-
8. Students not registered		-
9. E.R.P. Charges	2,159,500.00	1,378,500.00
10. Thesis (phd.)		120,000.00
<b>TOTAL</b>	<b>2,767,067</b>	<b>1,693,936</b>
<b>GRAND TOTAL (A+B+C+D+E+F+G+H)</b>	<b>4,857,604</b>	<b>2,882,729</b>



Mital Goel

Rachna S



**BADDI UNIVERSITY OF EMERGING SCIENCES & TECHNOLOGY**

**SCHEDULE-15 STAFF PAYMENTS & BENEFITS**

<b>PARTICULARS</b>	<b>CURRENT YEAR</b>	<b>PREVIOUS YEAR</b>
a)Salaries and wages	71,340,993	55,287,927
b)Allowances and Bonus		
c)Contribution to Provident Fund	2,602,583	1,286,957
d)Contribution to ESI	961,370	804,189
e)Staff Welfare Expenses	56,814	177,003
f)Retirement and terminal Benefits	1,502,118	874,700
g)LTC Facility		
h)Medical Facility	20,047	7,633
i)Children Education Allowance		
j)Honorarium	373,681	216,930
k)TA/DA expenses		
l)Interest on Esic & EPF		
m)Others (specify)	703,688	624,989
<b>TOTAL</b>	<b>77,561,294</b>	<b>59,280,328</b>

**SCHEDULE-16 ACADEMIC EXPENSES**

<b>PARTICULARS</b>	<b>CURRENT YEAR</b>	<b>PREVIOUS YEAR</b>
a) Laboratory expenses	1,205,625	155,812
b) Field work/Participation		
c) Seminar/Workshop/Conference		
d) Payments to visiting faculty		
e) Examination	590,243	210,197
f) Students Welfare Expenses	903,875	866,470
g) Admission Expenses		
h) Convocation		
i) Publications		
j) Stipend/Means-cum-merit scholarship		362,500
k) Subscription		
l) Others (specify)	317,650	305,330
<b>TOTAL</b>	<b>3,017,393</b>	<b>1,900,309</b>



*Amrinder B3*

*Rachin S*


**BADDI UNIVERSITY OF EMERGING SCIENCES & TECHNOLOGY**

**SCHEDULE-17 ADMINISTRATIVE AND GENERAL EXPENSES**

<b>PARTICULARS</b>	<b>CURRENT YEAR</b>	<b>PREVIOUS YEAR</b>
	1,391,004	1,717,006
a) Electricity and power		
b) Water charges	719,066	272,216
c) Insurance	2,594,468	1,036,934
d) Rent, Rates and Taxes (including property tax)	63,831	89,875
e) Postage & Telegram	1,431,067	1,185,974
f) Telephone and Internet Charges	702,697	586,863
g) Printing and Stationary	1,037,474	1,568,926
h) Travelling and Conveyance Expenses	327,085	489
i) Expenses on seminar/workshops	11,384,594	6,941,456
j) Hospitality / Hostel Expenses	600,783	422,841
k) Genset Expense	474,200	344,020
l) Professional Charges	11,290,437	9,761,724
m) Advertisement and Publicity	397,861	149,758
n) Magazines & Journals	455,326	690,196
o) Office & Other Expenses	42,350	-
p) Loading & Unloading	1,811,022	91,350
q) Security Expenses	17,268,880.00	17,051,222.00
r) Depreciation	518,383.00	163,619.00
Training & Placement Expenses	209,700.00	359,536.00
s) Interest on TDS	126,000.00	126,000.00
u) Rent Expenses		-
v) Amortisation of expenses		135,863.00
w) Vice Chancellor Meet 2022	20,160,399	15,038,587
x) Discount Group	4,459,126	4,185,517
y) Others (specify)	77,465,752	61,919,972
<b>TOTAL</b>		

**SCHEDULE-18 TRANSPORTATION EXPENSES**

<b>PARTICULARS</b>	<b>CURRENT YEAR</b>	<b>PREVIOUS YEAR</b>
1. Vehicles (owned by educational institution)		
a) Running Expenses	8,903,263	7,118,258
b) Repairs & Maintenance		
c) Insurance expenses		
2. Vehicles taken on rent/lease		
a) Rent/lease expenses	8,903,263	7,118,258
<b>TOTAL</b>		



*Handwritten signature in blue ink.*

*Handwritten signature in blue ink.*

**BADDI UNIVERSITY OF EMERGING SCIENCES & TECHNOLOGY**

**SCHEDULE-19 REPAIRS AND MAINTENANCE**

<b>PARTICULARS</b>	<b>CURRENT YEAR</b>	<b>PREVIOUS YEAR</b>
a) Building	1,229,812	933,033
b) Furniture & Fixture	-	-
c) Plant & Machinery	-	-
d) Office Equipments	-	-
e) Cleaning Material & Services	-	-
f) Others (specify)	4,095,173	3,667,448
<b>TOTAL</b>	<b>5,324,985</b>	<b>4,600,481</b>

**SCHEDULE-20 FINANCE COSTS**

<b>PARTICULARS</b>	<b>CURRENT YEAR</b>	<b>PREVIOUS YEAR</b>
a) Interest on fixed loans	-	-
b) Interest on other loans	21,346,785	22,444,941
c) Bank Charges	620,592	217,115
d) Other(specify)	-	-
<b>TOTAL</b>	<b>21,967,377</b>	<b>22,662,057</b>

**SCHEDULE-21 OTHER EXPENSES**

<b>PARTICULARS</b>	<b>CURRENT YEAR</b>	<b>PREVIOUS YEAR</b>
a) Provision for Bad and doubtful debts/Advances		246,063
b) Irrecoverable Balances Written -off		
c) Pre-operative Expenses W/off	297,925	270,535
d) Others (specify)		
<b>TOTAL</b>	<b>297,925</b>	<b>516,598</b>



*Ganwar BS*

*Rahter S*

**BADDI UNIVERSITY OF EMERGING SCIENCES & TECHNOLOGY  
SCHEDULE OF FIXED ASSETS AS AT MARCH 31, 2023**

RATE OF DEPRECIATION	PARTICULARS	GROSS BLOCK			DEPRECIATION		NET BLOCK	
		Balance	Addition During The Year		As At	During	As At	As At
		As At 01.04.22	Before 30.09.22	After 30.09.22	As At 01.04.22	The Period 31.03.2023	As At 31.03.2023	As At 31.03.22
0%	Land	739,464	-	-	-	-	739,464	739,464
2.4%	BUILDING	582,633,686	-	-	-	-	582,633,686	582,633,686
2.4%	Road & Land Scapping	-	-	295,000	-	10,740,506	295,000	440,541,248
10%	FURNITURE & FIXTURE	-	229,808	49,544	-	1,124,632	21,039,610	10,991,736
15%	MACHINERY AND PLANT	2,257,000	-	62,304	-	74,936	1,832,363	424,637
15%	A/C Conditioner	1,225,555	-	25,137	-	45,939	996,388	291,471
15%	Tube well	7,885,537	-	63,247	-	355,339	6,159,611	2,066,235
15%	Electrical Fitting	2,641,152	-	218,105	-	83,683	2,066,349	557,886
15%	Electrical Equipments	2,677,123	-	87,509	-	164,462	1,886,711	852,874
15%	Television	87,509	-	-	-	2,151	12,192	14,343
15%	Lab Equipment	25,423,243	-	278,670	-	1,380,030	18,625,302	7,955,507
15%	Gen Set	1,035,717	-	112,100	-	2,117,782	80,451	11,779,971
15%	Tank	2,535,890	-	-	-	80,451	2,783,163	257,122
15%	Water Heater (Geysers)	2,166,117	-	76,228	-	37,658	251,512	212,842
15%	Water Heater Generator	293,158	-	-	-	89,020	1,796,386	458,751
15%	Mobile Telephone	67,400	-	-	-	236,647	56,511	66,484
15%	Biometric Attendance Machine	64,605	-	-	-	6,365	31,334	36,066
15%	Gym Equipments	96,245	-	-	-	30,881	8,811	32,721
15%	Sensors	35,000	-	-	-	9,552	54,125	28,677
15%	Biometric Attendance Machine	6,621,250	-	-	-	530	3,005	3,635
15%	Basket Ball Court	446,389	-	-	-	231,665	5,308,484	1,544,431
15%	Misc. Fixed Assets	292,325	-	-	-	12,102	377,813	68,576
15%	Camera	364,758	-	-	-	8,811	242,394	80,678
15%	Submersible Pump	25,925	-	-	-	2,733	186,034	218,864
15%	Photocopier	17,247	-	-	-	4,300	24,818	29,198
15%	STD Machine	1,830	-	-	-	12,096	103,921	80,640
15%	Photostat Machine	478,412	-	-	-	310	10,592	2,065
15%	Welding Set	20,245	-	-	-	46	1,570	306
15%	Transformer	7,046,931	55,000	-	-	21,925	354,065	145,306
15%	Sports Material	304,622	-	-	-	552,486	607,036	308,669
15%	Fire Fighting Equipment	39,413	-	-	-	3,943,247	3,103,684	3,651,393
15%	EPBAX System	167,307	-	-	-	228,922	241,127	74,700
15%	Basket Ball Poles	36,156	-	-	-	7,989	33,806	5,607
15%	Workshop	950,865	-	-	-	118,962	4,825	48,245
15%	Light House Imaging	228,863	-	-	-	506	31,014	6,051
15%	Nursing Equipment	1,037,761	-	-	-	197,401	203,352	39,672
15%	Battery	40,000	-	25,500	-	5,951	33,721	39,672
15%	Custodian Ground	1,243,447	8,495	-	-	888,708	466,554	462,157
15%	Football Ground	94,125	232,555	30,600	-	12,238	69,349	81,587
15%	Borewall	91,076	3,400	-	-	73,971	618,589	429,132
15%	VEHICLES	8,846,254	-	5,820,000	-	544,618	429,132	31,480
40%	Computer	5,795,585	-	741,984	-	8,550	1,913	23,587
40%	Computer Software	4,553,030	250,000	314,160	-	-	7,221	1,243,447
40%	Projector	1,982,587	-	-	-	-	1,569,852	94,125
40%	LCD/LED	1,211,952	-	-	-	-	128,525	91,076
40%	LED	1,803,171	-	-	-	-	669,218	6,702,233
40%	Wid. FI	708,962	-	-	-	-	652,041	164,089
40%	Wid. Ton	814,812	-	-	-	-	1,082,443	1,082,443
40%	Networking	326,078	-	-	-	-	96,086	160,146
40%	UPS	57,879	-	-	-	-	4,857	8,096
40%	Printer	5,250	-	-	-	-	97,225	162,041
40%	Scanner	53,125	-	-	-	-	5,393	8,989
40%	Intangible Assets	6,723,138	80,807	53,125	-	235,627	380,004	471,599
	<b>Total (Rs.)</b>	<b>716,743,573</b>	<b>2,665</b>	<b>7,916,974</b>	<b>-</b>	<b>17,265,880</b>	<b>244,514,804</b>	<b>487,834,444</b>



For Baddi University Of Emerging Sciences & Technology  
 Gaurav Ram-Jhunjhunwala  
 Secretary (Sponsoring Body)

Ridha Singhania  
 Assistant Registrar (Accounts)