

4.4.1 Qn M	<div>4.4.1.1 Average percentage expenditure incurred on maintenance of physical facilities and academic support facilities excluding salary component during the last five years (INR in lakhs) .(10)</div> <div>4.4.1.1: Expenditure for maintenance of physical facilities and academic support facilities, excluding salary during the last five years (INR in lakhs)</div> <table><tr><td>Year</td><td>2018-19</td><td>2019-20</td><td>2020-21</td><td>2021-22</td><td>2022-23</td></tr><tr><td>INR in lakhs</td><td>133.37,683</td><td>138.85,519</td><td>100.27,367</td><td>65.00,790</td><td>83.42,378</td></tr></table> <div>*Refer to schedule 16,schedule 19 of balance sheet</div> <div>Data to be provided for the last five years:(As per Data Template)</div> <div><input type="checkbox"/> Non- salary expenditure incurred</div> <div><input type="checkbox"/> Expenditure incurred on maintenance of campus infrastructure</div> <div>Formula:</div> <div><div>Expenditure for infrastructure</div><div>augmentation excluding salary</div><div>Percentage = _____ X 100</div><div>3.1Total expenditure excluding salary</div></div> <div>Upload the specific document as per description given below</div> <div><div>• Institutional data in the prescribed format (data template)</div><div><input type="checkbox"/> Audited income and expenditure statement of the institution to be signed by CA and counter signed by the competent authority (relevant expenditure claimed for maintenance of infrastructure should be clearly highlighted)</div></div> <div>Apart from the above:</div> <div>Provide Links for any other relevant document to support the claim (if any)</div>	Year	2018-19	2019-20	2020-21	2021-22	2022-23	INR in lakhs	133.37,683	138.85,519	100.27,367	65.00,790	83.42,378	10
Year	2018-19	2019-20	2020-21	2021-22	2022-23									
INR in lakhs	133.37,683	138.85,519	100.27,367	65.00,790	83.42,378									

BAUDI UNIVERSITY OF EMERGING SCIENCES & TECHNOLOGY
BALANCE SHEET AS AT MARCH 31, 2019

Amount in Rs.

SOURCES OF FUNDS	SCHEDULE	CURRENT YEAR	PREVIOUS YEAR
UNRESTRICTED FUNDS			
Corpus	1	11,52,42,598	11,52,42,598
General Fund	2	17,41,59,392	19,14,77,619
Designated / Earmarked Funds	3	-	-
RESTRICTED FUNDS	4	-	-
LOANS/BORROWINGS	5		
Secured		7,56,12,809	8,33,42,508
Unsecured		9,68,91,839	8,57,75,828
	6	14,39,09,259	11,29,16,206
CURRENT LIABILITIES & PROVISIONS			
TOTAL		60,58,15,896	58,87,54,759
APPLICATION OF FUNDS			
FIXED ASSETS			
Tangible Assets	7	53,53,76,369	54,32,56,476
Intangible Assets		-	-
Capital Work In -Progress		1,15,89,044	-
INVESTMENTS	8	-	-
Long term		-	-
Short term		-	-
CURRENT ASSETS	9	2,90,95,001	1,17,62,457
	10	2,97,55,482	3,37,35,826
LOANS, ADVANCES & DEPOSITS			
TOTAL		60,58,15,896	58,87,54,759
NOTES TO ACCOUNTS	22		

Notes forming part of accounts
As per audit report of even date attached
For Mittal Goel & Associates
Chartered Accountants



Amit Mittal
Partner

Place : Baddi
Date : Sept 21, 2019



Baudi University of Emerging Sciences & Technology
For
of Emerging Sciences & Technology

Gaurav Ram Jhunjhunwala
Secretary (Sponsoring Body)

Baudi University of Emerging Sciences & Technology

Ratinder Kumar Chopra
Director Finance

Director Finance


BADDI UNIVERSITY OF EMERGING SCIENCES & TECHNOLOGY
INCOME AND EXPENDITURE ACCOUNT FOR THE PERIOD/YEAR ENDED MARCH 31, 2019


(Amount in Rs.)

PARTICULARS	SCHEDULE	CURRENT YEAR				PREVIOUS YEAR	
		Unrestricted Funds			Restricted Fund	Total	Total
		Corpus	Designated Fund	General Fund			
INCOME							
Academic Receipts	11	-	-	16,06,37,700	-	16,06,37,700	18,18,45,198
Grants & Donations	12	-	-	-	-	-	-
Income From Investments	13	-	-	65,06,606	-	65,06,606	1,97,34,513
Other Incomes	14	-	-	-	-	-	-
TOTAL(A)		-	-	16,71,44,306	-	16,71,44,306	20,15,79,710
EXPENDITURE							
Staff Payments & Benefits	15	-	-	7,02,53,470	-	7,02,53,470	8,51,83,298
Academic Expenses	16	-	-	69,00,241	-	69,00,241	1,60,88,817
Administrative and General Expenses	17	-	-	6,64,04,977	-	6,64,04,977	6,74,72,777
Transportation Expenses	18	-	-	84,05,742	-	84,05,742	1,14,92,657
Repairs & Maintenance	19	-	-	64,37,442	-	64,37,442	67,48,728
Finance Costs	20	-	-	2,59,37,206	-	2,59,37,206	2,37,74,560
Other Expenses	21	-	-	1,23,455	-	1,23,455	-
TOTAL(B)		-	-	18,44,62,533	-	18,44,62,533	21,07,60,837
Balance being excess of Income over Expenditure (A-B)		-	-	(1,73,18,227)	-	(1,73,18,227)	(91,81,127)
Transfer to/from Designated fund		-	-	-	-	-	-
- Building fund		-	-	-	-	-	-
- Other (Specify)		-	-	-	-	-	-
Balance Being Surplus (Deficit) Carried to General Fund		-	-	(1,73,18,227)	-	(1,73,18,227)	(91,81,127)
Notes On Accounts	22						

Notes forming part of accounts
As per audit report of even date attached
For Mittal Goel & Associates
Chartered Accountants

(Amit Mittal)
Partner

For Baddi University Of Emerging Sciences & Technology
For Baddi University Of Emerging Sciences & Technology

Gaurav Rana
Secretary (Spendings Body)

for Baddi University Of Emerging Sciences & Technology

Ratinder Kumar Chopra
Director Finance

Director Finance

Place : Baddi
Date : Sept 21, 2019

BADDI UNIVERSITY OF EMERGING SCIENCES & TECHNOLOGY

(Amount in Rs.)

SCHEDULE -1 CORPUS

PARTICULARS	CURRENT YEAR	PREVIOUS YEAR
Balance as at the beginning of the year	11,52,42,598	11,52,42,598
Add: Contribution/Donations towards Corpus	-	-
Deduct: Asset written off during the year created out of corpus	-	-
BALANCE AT THE YEAR END	11,52,42,598	11,52,42,598.00

SCHEDULE - 2 GENERAL FUND

PARTICULARS	CURRENT YEAR	PREVIOUS YEAR
Balance as at the beginning of the year	19,14,77,619	20,06,58,746
Add: Contribution towards General Fund	-	-
Add: Depreciation Reversal	-	-
Add/(Deduct): Balance of net income/(expenditure) transferred from the Income and Expenditure account	(1,73,18,227)	(91,81,127)
BALANCE AT THE YEAR END	17,41,59,392	19,14,77,619



For Baddi University
of Emerging Sciences & Technology
Secretary
Gaurav Jhunjhunwala
Secretary, Governing Body

for Baddi University of Emerging Sciences & Technology
Director Finance
Director Finance

BADDI UNIVERSITY OF EMERGING SCIENCES & TECHNOLOGY

(Amount in Rs.)

SCHEDULE-3- DESIGNATED/EARMARKED FUNDS

PARTICULARS	FUNDS WISE BREAK UP				TOTAL	
	FUND AA	FUND BB	FUND CC	FUND DD	CURRENT YEAR	PREVIOUS YEAR
a) Opening balance of the funds						
b) Additions to the funds:						
donations/Grants						
Income from investments made of the funds						
accrued interest on investment of the funds						
Other additions (specify nature)						
TOTAL (a+b)	-	-	-	-	-	-
c) Utilisation/Expenditure towards objectives of funds						
Capital Expenditure						
-Fixed assets						
- Others						
TOTAL	-	-	-	-	-	-
Revenue Expenditure						
-salaries, Wages and allowances etc.						
-Rent						
- Other Administrative expenses						
TOTAL	-	-	-	-	-	-
TOTAL (c)	-	-	-	-	-	-
NET BALANCE AS AT THE YEAR -END(a+b-c)	-	-	-	-	-	-



For **Baddi University**
of Emerging Sciences & Technology
Gaurav Jhurjhumwala
Secretary, Governing Body

for Baddi University of Emerging Sciences & Technology
R. V. Gupta
Director Finance

BADDI UNIVERSITY OF EMERGING SCIENCES & TECHNOLOGY

(Amount in Rs.)

SCHEDULE -4 RESTRICTED FUNDS

PARTICULARS	FUNDS WISE BREAK UP				TOTAL	
	FUND AA	FUND BB	FUND CC	FUND DD	CURRENT YEAR	PREVIOUS YEAR
a) Opening balance of the funds						
b) Additions to the funds:						
donations/grants						
income from investments made on account of funds						
accrued interest on investment of the funds						
Other additions (specify nature)						
TOTAL (a+b)	-	-	-	-	-	-
c) Utilisation/Expenditure towards objectives of funds						
Capital Expenditure						
-Fixed assets						
-Others						
TOTAL	-	-	-	-	-	-
Revenue Expenditure						
-salaries, Wages and allowances etc.						
-Rent						
-Other Administrative expenses						
TOTAL	-	-	-	-	-	-
TOTAL (c)	-	-	-	-	-	-
NET BALANCE AS AT THE YEAR -END (a+b-c)						



For **Baddi University**
of Emerging Sciences & Technology
Secretary
Gaurav Jhunjhunwala
Secretary, Governing Body

for Baddi University of Emerging Sciences & Technology
Director Finance

BADDI UNIVERSITY OF EMERGING SCIENCES & TECHNOLOGY

(Amount in Rs.)

SCHEDULE -5 LOANS/BORROWINGS

SECURED LOANS

	CURRENT YEAR	PREVIOUS YEAR
1. Central Government	-	-
2. State Government (Specify)	-	-
3. Financial Institutions		
a) Term Loans	-	-
b) Interest accrued and due	-	-
4. Banks		
a) Term Loans	7,56,12,809	8,33,42,508
- Interest accrued and due	-	-
b) Other Loans (Specify)	-	-
- Interest accrued and due	7,56,12,809	8,33,42,508
5. Other Institutions and Agencies	-	-
6. Debentures and Bonds	-	-
7. Others (Specify)	-	-
Total	7,56,12,809	8,33,42,508
Note : Amounts Due Within One Year	12,32,200	3,40,00,000

Term Loans : Term Loans availed from Punjab National Bank amounting to Rs. 7,30,33,649.08.00 are secured by entire movable & immovable assets (except vehicles) of the University and Centre for Advanced Studies in Engineering, its sponsoring body.

Vehicle Loans : Vehicle Loans availed from Punjab National Bank amounting to Rs. 17,03,516.00, are secured by respective Vehicles of the University.

Other Loan : Loan availed from IVL Finance Limited to Rs. 8,75,644.00 towards purchase of LED'S



For **Baddi University of Emerging Sciences & Technology**
Gaurav Jhurapurwala
 Secretary, Governing Body

for **Baddi University of Emerging Sciences & Technology**
Anuola
 Director Finance

BADDI UNIVERSITY OF EMERGING SCIENCES & TECHNOLOGY

(Amount in Rs.)

UNSECURED LOANS

	CURRENT YEAR	PREVIOUS YEAR
1. Central Government	-	-
2. State Government (Specify)	-	-
3. Financial Institutions	-	-
4. Banks	-	-
a) Term Loans	-	-
b) Other Loans (Specify)	-	-
5. Other Institutions and Agencies	-	-
6. Debentures and Bonds	7,56,85,245.00	6,48,45,446
7. Unsecured Loans from Others	2,12,06,594.00	2,09,30,382
7. Caution Money from Students		
Total	9,68,91,839.00	8,57,75,828



Baddi University
For Emerging Sciences & Technology
Gaurav Jhurjhumwala
Secretary, Governing Body

for Baddi University of Emerging Sciences & Technology
[Signature]
Director Finance

BADDI UNIVERSITY OF EMERGING SCIENCES & TECHNOLOGY

(Amount in Rs.)

SCHEDULE -6 CURRENT LAIBILITIES & PROVISIONS

	CURRENT YEAR		PREVIOUS YEAR	
A.CURRENT LIABILITIES				
1.Deposits from Staff	-	-	-	-
2.Deposits from Students	80,51,057	80,51,057	1,16,69,662	1,16,69,662
3.Sundry Creditors				
a) For goods and services	1,28,37,714		1,83,42,890	
b)Others	-	1,28,37,714	-	1,83,42,890
4.Advances Received	-	-	-	-
5.Interest accrued but not due on:				
a)Secured Loans/Borrowings	-	-	-	-
b)Unsecured Loans/Borrowings	-	-	-	-
6.Statutory Liabilities(GPF, TDS, WC TAX, CPF, GIS, NPS):				
a)Overdue	-	-	-	-
b)Others	23,00,782	23,00,782	16,50,164	16,50,164
7.Other current Liabilities				
a)Salaries	99,77,121		58,86,374	
b) Receipts Against Sponsored Projects	-		-	
c) Receipts Against Sponsored Fellowships Projects	-		-	
d) Unutilised Grants	-		-	
e) Grants in advance	-		-	
f) Other funds	-		-	
g) Centre For Advance Studies in Engineering	1,80,93,345		1,36,09,560	
h) Other liabilities	9,25,26,586	12,05,97,052	6,12,03,318	8,06,99,252
TOTAL(A)		14,37,86,605		11,23,61,968



Baddi University
Of Emerging Sciences & Technology

for Baddi University of Emerging Sciences & Technology

[Signature]

Director Finance

Gaurav Jhurjhwala
Secretary, Governing Body

BADDI UNIVERSITY OF EMERGING SCIENCES & TECHNOLOGY

(Amount in Rs.)

SCHEDULE -6 CURRENT LAIBILITIES & PROVISIONS

	CURRENT YEAR	PREVIOUS YEAR
B. PROVISIONS		
1. For Taxation		
2. Gratuity		
3. Superannuation/Pension		
4. Accumulated Leave Encashment		
5. Expenses payable	1,22,654	5,54,238
6. Trade Warranties/claims		
7. Others (specify)		
TOTAL(B)	1,22,654	5,54,238
TOTAL(A+B)	14,39,09,259	11,29,16,206



For **Baddi University**
of Emerging Sciences & Technology
[Signature]
Secretary, Governing Body

for Baddi University of Emerging Sciences & Technology
[Signature]
Director Finance

BADDI UNIVERSITY OF EMERGING SCIENCES & TECHNOLOGY

(Amount in Rs.)

List of Deposits From Students Forming Part of Schedule 6 of Current Liabilities

Particulars	CURRENT YEAR	PREVIOUS YEAR
Caution Money Payable in next 12 months	38,45,000	56,37,000
Alumni Fee	36,43,677	36,44,187
Magazine Fee	-	-
Uniform Fee	8,44,903	9,76,000
Advance Fee from Students	1,59,720	29,600
Emanation Techfest	(6,13,020)	13,79,775
Refundable Fee	1,70,777	3,100
	80,51,057	1,16,69,662

List of Other Current Liabilities Forming Part of Schedule 6 of Current Liabilities

Particulars	CURRENT YEAR	PREVIOUS YEAR
AIDS Programme	5,000	2,500
O/D Limit From Punjab National Bank	7,05,84,555	4,59,62,989
Scholarship - Cipia	-	3,52,318
Education Programme Cipia Foundation	3,08,103	-
Prabhandotsav	61,249	1,81,985
Research Project - Drish Shoes Ltd.	-	75,000
STAAD Pro	21,231	21,231
Survey Project IMS	11,677	11,677
H.P. Private Edu Institute Regu. Comm. (1%)	1,55,28,336	1,41,90,287
Security - Krishna Laundry	1,00,000	1,00,000
IBM NEW Training Programme	4,47,392	-
Security - Jet Sparkle Facility Management P. Ltd.	1,00,000	1,00,000
Tata AIG Life Insurance	10,881	9,900
Security - ASMACS Skill development	1,25,000	1,25,000
Laundry Charges Payable	11,357	70,431
Cheque Issued but Not Presented	52,11,805	9,25,26,586
	9,25,26,586	6,12,03,318



For
Baddi University
of Emerging Sciences & Technology

Gaurav Jhunjhunwala
Secretary, Governing Body

for Baddi University of Emerging Sciences & Technology

[Signature]
Director Finance

BADLI UNIVERSITY OF EMERGING SCIENCES & TECHNOLOGY
SCHEDULE OF FIXED ASSETS AS AT MARCH 31, 2019

Schedule - 7
(Amount in Rs.)

BLOCK	RATE OF DEPRECIATION	PARTICULARS	GROSS BLOCK				DEPRECIATION			NET BLOCK	
			Balance	Addition During The Year	Deduction	Total	As At	During	TOTAL	As At	As At
			As At 01.04.18	Before 30.09.18	After 30.09.18	As on 31.03.2019	01.04.18	The Period	31.03.19	31.03.19	31.03.18
BLOCK I	0%	Land	7,39,464			7,39,464				7,39,464	7,39,464
BLOCK I	2.38% (SLM)	BUILDING	58,26,33,686			58,26,33,686	8,15,36,570	1,37,71,202	9,53,07,772	48,73,25,914	59,10,97,116
		Building									
BLOCK II	10%	FURNITURE & FIXTURE	2,83,41,982	19,93,601	3,20,772	2,94,761	3,03,71,594	1,42,92,655	15,91,395	1,58,84,010	1,44,87,584
		Furniture & Fixture									
BLOCK III	15%	MACHINERY AND PLANT	21,83,000			21,83,000	13,53,218	1,24,617	14,76,835	7,06,165	8,30,782
		Computer	12,25,555			12,25,555	6,98,539	79,052	7,77,591	4,47,964	3,20,106
		Tube well	11,38,616			11,38,616	5,63,938	45,20,580	36,08,716	1,58,84,010	2,94,87,584
		Electricity Fitting	65,64,486			65,64,486	1,50,713	1,50,713	1,50,713	1,50,713	1,50,713
		Electrical Equipments	18,60,721			18,60,721	10,99,003	4,121	11,03,124	1,50,713	1,50,713
		Television	87,509			87,509	1,13,903	4,121	1,18,024	1,13,903	1,13,903
		Lab Equipment	2,00,73,535			2,00,73,535	1,18,13,903	13,25,466	1,31,39,399	1,31,39,399	1,31,39,399
		Gas Set	23,72,701			23,72,701	4,89,447	1,20,683	18,45,302	4,89,447	4,89,447
		Tank Heater (Geyser)	4,17,682			4,17,682	1,28,008	78,008	1,06,902	1,06,902	1,06,902
		Water Cooler/Refrigerator	21,66,117			21,66,117	1,31,823	14,19,117	1,45,040	1,45,040	1,45,040
		Mobile/Telephone	2,93,158			2,93,158	1,65,795	19,104	1,84,899	1,84,899	1,84,899
		Mobile Set	96,245			96,245	41,308	8,241	49,549	49,549	49,549
		Medical Equipments	6,773			6,773	4,43,797	1,016	4,44,213	4,44,213	4,44,213
		Sensors	18,000			18,000	2,91,835	2,380	2,94,215	2,94,215	2,94,215
		Sewage Treatment Plant	2,92,325			2,92,325	1,27,255	23,165	50,420	50,420	50,420
		Basnet Ball Court	92,351			92,351	8,350	8,350	8,350	8,350	8,350
		Camera	12,347			12,347	5,664	5,664	5,664	5,664	5,664
		Submersible Pump	1,830			1,830	1,332	1,332	1,332	1,332	1,332
		Machinery	4,78,412			4,78,412	1,99,576	88	2,41,486	2,41,486	2,41,486
		STD Machine	6,212			6,212	2,88,062	102	1,351	1,351	1,351
		Postostat Machine	44,840			44,840	2,88,062	102	1,351	1,351	1,351
		Welding Set	2,06,500			2,06,500	70,06,931	1,895	1,89,566	1,89,566	1,89,566
		Transformer	8,76,402			8,76,402	5,61,521	5,61,521	5,61,521	5,61,521	5,61,521
		Sports Material	3,04,622			3,04,622	39,413	76,778	1,16,191	1,16,191	1,16,191
		Fire Fighting Equipment	1,39,413			1,39,413	1,67,307	1,892	1,89,199	1,89,199	1,89,199
		Fire Fighting Poles	36,156			36,156	1,24,505	9,853	26,358	26,358	26,358
		Water Bore Poles	2,37,073			2,37,073	11,400	11,400	11,400	11,400	11,400
		Water Purifier	4,94,506			4,94,506	1,91,956	69,048	2,60,984	2,60,984	2,60,984
		Light Housing (Incand)	2,28,863			2,28,863	72,567	23,444	96,011	96,011	96,011
		Nursing Equipment	9,98,221			9,98,221	1,20,781	1,11,016	2,32,397	2,32,397	2,32,397
BLOCK IV	15%	VEHICLES	96,48,064	12,96,190		109,44,254	54,97,162	5,92,364	60,89,526	33,56,728	35,50,902
BLOCK V	40%	COMPUTERS	56,91,255	19,918		58,91,173	54,22,132	1,15,616	55,37,748	1,73,425	2,68,123
		Computer	29,27,030			29,27,030	28,73,796	21,294	28,95,090	1,73,425	2,68,123
		Projector	12,19,900			12,19,900	17,00,351	7,819	17,08,170	1,73,425	2,68,123
		LCD/LED	1,21,952			1,21,952	59,483	24,988	84,471	1,73,425	2,68,123
		LED	18,03,171			18,03,171	17,33,016	4,33,756	21,66,772	1,73,425	2,68,123
		Lap Top	6,38,972			6,38,972	6,06,412	25,903	6,32,315	1,73,425	2,68,123
		Networking	8,14,812			8,14,812	7,89,007	10,202	7,99,209	1,73,425	2,68,123
		UPS	3,22,728			3,22,728	1,92,667	51,904	2,44,671	1,73,425	2,68,123
		Printer	24,072			24,072	9,629	353	9,982	1,73,425	2,68,123
		Scanner	5,250			5,250	4,368	353	4,721	1,73,425	2,68,123
BLOCK VI	40%	Books	58,30,370	46,319	22,650	58,99,339	51,25,693	3,04,928	54,30,621	4,08,718	7,04,677
		Books	58,30,370	46,319	22,650	58,99,339	51,25,693	3,04,928	54,30,621	4,08,718	7,04,677
		Books	58,30,370	46,319	22,650	58,99,339	51,25,693	3,04,928	54,30,621	4,08,718	7,04,677

For Badli University
For Badli University of Emerging Sciences & Technology
For Badli University of Emerging Sciences & Technology

Gaurav Ram Jha
Secretary
Governing Body

Raninder Kumar Choudhary
Director Finance

Director Finance



BADDI UNIVERSITY OF EMERGING SCIENCES & TECHNOLOGY

(Amount in Rs.)

SCHEDULE -8 INVESTMENTS

INVESTMENTS FROM EARMARKED/ENDOWMENTS FUNDS

	CURRENT YEAR	PREVIOUS YEAR
1. In Central Government Securities	-	-
2. In State Government Securities	-	-
3. Other approved Securities	-	-
4. Shares	-	-
5. Debentures and Bonds	-	-
6. Others (to be specified)	-	-
TOTAL	-	-

INVESTMENTS OTHERS

	CURRENT YEAR	PREVIOUS YEAR
1. In Central Government Securities	-	-
2. In State Government Securities	-	-
3. Other approved Securities	-	-
4. Shares	-	-
5. Debentures and Bonds	-	-
6. Others (to be specified)	-	-
TOTAL	-	-



For **Baddi University** of Emerging Sciences & Technology
 Director Finance
 Gaurav Jhunjhunwala,
 Secretary, Governing Body

BADDI UNIVERSITY OF EMERGING SCIENCES & TECHNOLOGY

(Amount in Rs.)

SCHEDULE -9 CURRENT ASSETS

	CURRENT YEAR	PREVIOUS YEAR
1. Stock:		
a) Stores and Spares	-	-
b) Loose Tools	-	-
c) Publications	-	-
2. Sundry Debtors:		
a) Debts Outstanding for a period exceeding six months	-	-
b) Others	2,62,47,021	80,59,955
3. Cash balances in hand (including cheques/drafts and imprest)	19,03,707	14,42,412
4. Banks Balances (to be further Classified as pertaining to earmarked fund or otherwise)		
a) With Scheduled Banks:		
- In Current Accounts		-
- In term deposit Accounts		-
- In Savings Accounts	9,44,274	19,34,182
b) With non-Scheduled Banks:		
- In Current Accounts		-
- In term deposit Accounts		3,25,909
- In Savings Accounts	-	-
5. Post Office - Savings Accounts		-
TOTAL	2,90,95,001	1,17,62,457



For **Baddi University** of Emerging Sciences & Technology
 Secretary, Governing Body
 Gaurav Jhunjhunwala
 Director Finance

BADDI UNIVERSITY OF EMERGING SCIENCES & TECHNOLOGY

(Amount in Rs.)

List of Bank Accounts Forming Part of Schedule 9 of Current Assets

Particulars	CURRENT YEAR	PREVIOUS YEAR
Cheque received but not cleared	569070	0
Punjab National Bank - 4131000100329723	3,591	3,515
Punjab National Bank - 4131000100369439	8,598	1,22,364
State Bank Of India (BUEST)	21,933	4,02,504
State Bank of India (SBI Jyoti Power)	50,125	29,698
Punjab National Bank - 4131000100410858 (FDR)	2,90,957	13,76,100
	9,44,274	19,34,182



For **Baddi University**
of Emerging Sciences & Technology
Gaurav Jhurthunwala
Gaurav Jhurthunwala
Secretary, Governing Body

Baddi University of Emerging Sciences & Technology
R. D. Sharma
Director Finance

BADDI UNIVERSITY OF EMERGING SCIENCES & TECHNOLOGY

SCHEDULE - 10 LOANS, ADVANCES & DEPOSITS

(Amount in Rs.)

	CURRENT YEAR	PREVIOUS YEAR
1. Advances to employees: (Non-interest bearing)		
a) Salary	3,20,996	5,72,825
b) Festival	-	-
c) LTC	-	-
d) Medical advance	-	-
e) Gratuity Award Deposited	15,56,847	15,56,847
e) Other (Imprest)	20,94,570	19,34,957
2. Long Term Advances to employee (Interest Bearing)		
a) Vehicle loan		
b) Home loan		
c) Other (to be specified)		
3. Advances and other amounts recoverable in cash or in kind or for value to be received:		
a) On capital accounts (Advance towards Land)	1,40,12,500	1,40,12,500
b) to Suppliers	62,22,455	45,99,905
c) Rent Receivable	4,67,740	3,45,341
d) Emanation Techtest	-	-
e) Others	-	-
4. Prepaid Expenses		
a) Insurance	1,77,938	1,13,930
b) Other expenses	-	-
5. Deposits		
a) Telephone	5,500	5,500
b) Lease Rent	1,12,500	1,12,500
c) Electricity	14,74,919	14,74,919
d) AICTE, if applicable	-	-
e) MCI, if applicable	-	-
f) PMKVY TI - 2017-18	-	-
g) Others (to be specified)	2,22,530	1,85,530
	18,15,449	19,12,449



For **Baddi University**
of Emerging Sciences & Technology
Gaurav Jhunjhunwala
Secretary, Governing Body

for Baddi University of Emerging Sciences & Technology
Director Finance
Director Finance

BADDI UNIVERSITY OF EMERGING SCIENCES & TECHNOLOGY

SCHEDULE -10 LOANS, ADVANCES & DEPOSITS

(Amount in Rs.)

	CURRENT YEAR	PREVIOUS YEAR
6. Income accrued:		
a) On Investments from Earmarked/Endowment Funds		
b) On investments - Others		
c) On Loans and advances		
d) Others (includes income due unrealized-Rs.....)		
7. Others receivable		
a) Debit balance in Sponsored Projects	-	-
b) Debit balances in fellowship & Scholarship	-	-
c) Grants Recoverable	-	-
d) TDS Recoverable	1,11,465	98,997
e) Preoperative Expenditures	-	-
f) Unamortized Expenses	29,75,522	85,88,075
e) Other receivable	-	-
8. Claims Receivable		
TOTAL	2,97,55,482	3,37,35,826



For Baddi University of Emerging Sciences & Technology

B. Unappa
Baddi University of Emerging Sciences & Technology
Director Finance

Gaurav Jhunjhunwala
Secretary, Governing Body

BADDI UNIVERSITY OF EMERGING SCIENCES & TECHNOLOGY

SCHEDULE - 11 ACADEMIC RECEIPTS

FEE FROM STUDENTS	CURRENT YEAR	PREVIOUS YEAR
Academic		
1. Tuition fee	11,26,32,874	13,51,44,000
2. Admission fee		
3. Enrolment fee		
4. Library Admission fee		
5. Laboratory fee		
6. Art & Craft fee		
7. Registration fee		
8. Development Fee	1,36,10,000	1,54,94,116
9. Syllabus fee		
TOTAL(A)	12,62,42,874	15,06,38,116
Examinations		
1. Admission test fee		
2. Annual Examination fee		
3. Mark sheet ,certificate fee		
TOTAL(B)		-
Other fee		
1. Identify card fee		
2. Fine/Miscellaneous fee	7,45,437	16,08,198
3. Medical fee		
4. Transportation fee	18,42,770	24,01,383
5. Hostel fee	3,17,04,830	2,67,43,400
TOTAL (C)	3,42,93,037	3,07,52,981
Sale of publications		
1. Sale of syllabus and Question paper ,etc.		
2. Sale of prospectus including admission forms	1,01,789	4,54,101
TOTAL (D)	1,01,789	4,54,101
GRAND TOTAL (A+B+C+D)	16,06,37,700	18,18,45,198



For
Baddi University
of Emerging Sciences & Technology
Gaurav Jhunjhunwala
Secretary, Governing Body

for Baddi University of Emerging Sciences & Technology
Director Finance

BADDI UNIVERSITY OF EMERGING SCIENCES & TECHNOLOGY

SCHEDULE-12 GRANTS & DONATIONS (Irrevocable Grants Subsidies Received)

PARTICULARS	CURRENT YEAR	PREVIOUS YEAR
1. Central Government	-	-
2. In State Government	-	-
3. Government Agencies	-	-
4. Institution/Welfare Bodies	-	-
5. International Organizations	-	-
6. Other (Donations)	-	-
TOTAL	-	-

SCHEDULE-13 INCOME FROM INVESTMENTS

PARTICULARS	CURRENT YEAR	PREVIOUS YEAR
Investment from Earmarked/Endowment Fund		
1) Interest		
a) On Govt. Securities		
b) Other Bonds/debentures		
2) Income received		
a) Each Fund separately		
3) Income Accrued		
A) Each Fund separately		
4) Others (Specify)		
TOTAL	-	-
TRANSFERRED TO Earmarked/endowment funds		
PARTICULARS	CURRENT YEAR	PREVIOUS YEAR
Investment from Earmarked/Endowment Fund		
1) Interest		
a) On Govt. Securities		
b) Other Bonds/debentures		
2) Income received		
a) Each Fund separately		
3) Income Accrued		
A) Each Fund separately		
4) Others (Specify)		
TOTAL	-	-



For Baddi University
of Emerging Sciences & Technology
Gaurav Jhunjhunwala
Secretary, Governing Body

Baddi University of Emerging Sciences & Technology
[Signature]
Director Finance

BADDI UNIVERSITY OF EMERGING SCIENCES & TECHNOLOGY

SCHEDULE-14 OTHER INCOME

PARTICULARS	CURRENT YEAR	PREVIOUS YEAR
A. Income from Land & Building		
1. Hostel Room Rent	11,07,411	1,55,40,655
2. License fee		
3. Hire Charges of Auditorium/Play ground/Convention Centre.etc	-	10,06,400
4. Electricity & Water charges		
TOTAL	11,07,411	1,65,47,055
B. Sale of Institute's publications		
C. Income from holding events		
1. Gross Receipts from annual function/Sports carnival		
Less: Direct expenditure incurred on the annual function/sports carnival		
2. Gross Receipts from fetes		
Less: Direct expenditure incurred on the fetes		
3. Gross Receipts for educational tours		
4. Others (to be specified and separately disclosed)		
TOTAL	-	-
D. Interest on term Deposit		
a) With Scheduled Banks		
b) With Non- Scheduled Banks	1,00,032	-
c) With Institutions		
d) Others		
TOTAL	1,00,032	-
E. Interest on Savings Accounts :		
a) With Scheduled Banks		
b) With Non- Scheduled Banks	24,664	2,12,387
c) With Institutions		
d) Others	-	-
TOTAL	24,664	2,12,387



For Baddi University
of Emerging Sciences & Technology
Gaurav Jhunjunwala
Secretary, Governing Body

for Baddi University of Emerging Sciences & Technology
Director Finance

BADDI UNIVERSITY OF EMERGING SCIENCES & TECHNOLOGY

F. Interest On Loans:			
a) Employee/Staff			
b) Others			
TOTAL			
G. Interest on Debtors and Others Receivables			
H. Others			
1. Income from consultancy			
2. RTI fees			
3. Income From Royalty			
4. Sale of application from (recruitment)			
5. Misc. Receipts		52,74,499	29,75,071
6. Profit on sale/ disposal of assets :		-	-
a) Owned Assets			
b) Assets acquired out of grants ,or received free of cost		-	-
TOTAL		52,74,499	29,75,071
GRAND TOTAL (A+B+C+D+E+F+G+H)		65,06,606	1,97,34,513



For **Baddi University**
of Emerging Sciences & Technology
Gaurav Jhunjhunwala
Secretary, Governing Body

for Baddi University of Emerging Sciences & Technology
[Signature]
Director Finance

BADDI UNIVERSITY OF EMERGING SCIENCES & TECHNOLOGY

SCHEDULE-15 STAFF PAYMENTS & BENEFITS

PARTICULARS	CURRENT YEAR	PREVIOUS YEAR
a) Salaries and wages	6,50,52,894	7,98,88,811
b) Allowances and Bonus		
c) Contribution to Provident Fund	21,80,236	21,36,692
d) Contribution to ESI	10,67,236	9,95,788
e) Staff Welfare Expenses	16,30,535	19,78,267
f) Retirement and terminal Benefits		
g) LTC Facility		
h) Medical Facility	39,154	
i) Children Education Allowance		
j) Honorarium	2,30,490	1,83,740
k) TA/DA expenses		
l) Interest on Esic & EPF	52,925	
m) Others (specify)		
TOTAL	7,02,53,470	8,51,83,298

SCHEDULE-16 ACADEMIC EXPENSES

PARTICULARS	CURRENT YEAR	PREVIOUS YEAR
a) Laboratory expenses	5,01,372	99,617
b) Field work/Participation		-
c) Seminar/Workshop/Conference		-
d) Payments to visiting faculty		-
e) Examination	1,20,878	2,91,948
f) Students Welfare Expenses	4,02,087	34,77,681
g) Admission Expenses		-
h) Convocation	1,41,696	-
i) Publications		-
j) Stipend/Means-cum-merit scholarship	56,12,553	1,08,23,697
k) Subscription		-
l) Others (specify)	1,21,656	13,95,874
TOTAL	69,00,241	1,60,88,817



For **Baddi University**
of Emerging Sciences & Technology
(Signature)
Secretary, Governing Body

for Baddi University of Emerging Sciences & Technology
(Signature)
Director Finance

BADDI UNIVERSITY OF EMERGING SCIENCES & TECHNOLOGY

SCHEDULE-17 ADMINISTRATIVE AND GENERAL EXPENSES

PARTICULARS	CURRENT YEAR	PREVIOUS YEAR
a) Electricity and power	48,64,785	85,74,622
b) Water charges		-
c) Insurance	2,02,323	5,16,017
d) Rent, Rates and Taxes (including property tax)	10,21,258	15,55,188
e) Postage & Telegram	66,650	1,05,239
f) Telephone and Internet Charges	14,62,045	20,15,105
g) Printing and Stationary	9,54,531	8,60,327
h) Travelling and Conveyance Expenses	13,98,443	10,55,602
i) Expenses on seminar/workshops		-
j) Hospitality / Hostel Expenses	1,55,51,807	1,49,27,451
k) Auditors Remuneration	1,71,750	1,71,750
l) Professional Charges	13,67,470	23,95,270
m) Advertisement and Publicity	1,26,58,401	1,08,55,740
n) Magazines & Journals	1,16,451	4,39,811
o) Office & Other Expenses	3,39,119	4,12,194
p) Loading & Unloading	37,360	15,200
q) Security Expenses	26,66,470	32,62,693
r) Depreciation	2,12,16,940.59	2,02,47,391.00
s) Training & Placement Expenses	10,15,947.00	
t) Interest on TDS	1,17,639.00	-
u) Rent Expenses	8,15,383.00	
v) Others (specify)	3,60,204	63,177
TOTAL	6,64,04,977	6,74,72,777

SCHEDULE-18 TRANSPORTATION EXPENSES

PARTICULARS	CURRENT YEAR	PREVIOUS YEAR
1. Vehicles (owned by educational institution)		
a) Running Expenses	84,05,742	1,14,92,657
b) Repairs & Maintenance		-
c) Insurance expenses		-
2. Vehicles taken on rent/lease		
a) Rent/lease expenses		
TOTAL	84,05,742	1,14,92,657



Gaurav Jhunjhunwala
Gaurav Jhunjhunwala
Secretary, Governing Body

Director Finance

BADDI UNIVERSITY OF EMERGING SCIENCES & TECHNOLOGY

SCHEDULE-19 REPAIRS AND MAINTENANCE

PARTICULARS	CURRENT YEAR	PREVIOUS YEAR
a) Building	2,26,826	13,45,556
b) Furniture & Fixture		-
c) Plant & Machinery		-
d) Office Equipments	2,65,127	2,87,561
e) Cleaning Material & Services	37,46,399	48,02,635
f) Others (specify)	21,99,090	3,12,976
TOTAL	64,37,442	67,48,728

SCHEDULE-20 FINANCE COSTS

PARTICULARS	CURRENT YEAR	PREVIOUS YEAR
a) Interest on fixed loans	2,51,94,032	1,51,56,398
b) Interest on other loans	3,20,580	78,43,967
c) Bank Charges	4,22,594	5,17,169
d) Other (specify)	-	2,57,026
TOTAL	2,59,37,206	2,37,74,560

SCHEDULE-21 OTHER EXPENSES

PARTICULARS	CURRENT YEAR	PREVIOUS YEAR
a) Provision for Bad and doubtful debts/Advances		
b) Irrecoverable Balances Written - off		
c) Pre-operative Expenses W/off	-	-
d) Others (specify)	1,23,455	-
TOTAL	1,23,455	-



Baddi University
of Emerging Sciences & Technology

Gaurav Jhunjhunwala
Secretary, Governing Body

for Baddi University of Emerging Sciences & Technology
Director Finance

BADDI UNIVERSITY OF EMERGING SCIENCES & TECHNOLOGY
Cash Flow Statement For The Year Ended 31st march, 2019

Particular	Amount	
Cash Flow from Operating Activities:		
Surplus /(deficit) for the year		(1,73,18,227.29)
Adjustments for the non-operating incomes/expenses		
Depreciation	2,12,16,941.00	
Interest expenses on loans	2,55,14,613.00	
(Interest income)	(1,24,696.00)	
(Dividend income)		
(Grants relating to assets to the extent recognised as income in income & expenditure account)		4,66,06,858.00
Surplus /(deficit) before changes in the Current assets/Current Liabilities		29288630.7
(Increase)/Decrease in Current Assets	(1,42,06,721.00)	
Increase/(decrease) in Current Liabilities	3,09,93,053.00	16786332
Net Cash From Operating Activities		46074962.7
Cash Flow from Investing Activities:		
Purchase of Fixed Assets	-26120638.00	
Sale of Fixed Assets	1194761.00	
Interest received	124696.00	
Dividend received	0.00	
Net Cash from Investing activities		-24801181
Cash Flow from Financing Activities:		
Additions to General fund during the year	0.00	
Grants/funds in nature of founders'/promoters' contribution	0.00	
Grants/funds related to assets not requiring fulfillment of any obligation	0.00	
Endowment fund (principal sum)	0.00	
proceeds from long term borrowings	3386312.30	
(Repayment of long-term borrowings)	0.00	
Interest paid on loans	-25514613.00	
Net Cash from Financing Activities		-22128300.7
Net Increase /Decrease in cash equivalents		-854518.9997
Cash and cash equivalents at the beginning of the period		3702503
Cash and Cash equivalents at the end of the period		2847984



For **Baddi University**
of Emerging Sciences & Technology

Gaurav Jhunjhunwala
Secretary, Governing Body

for Baddi University of Emerging Sciences & Technology

Director

BADDI UNIVERSITY OF EMERGING SCIENCES & TECHNOLOGY
BALANCE SHEET AS AT MARCH 31, 2020

Amount in Rs.

SOURCES OF FUNDS	SCHEDULE	CURRENT YEAR	PREVIOUS YEAR
UNRESTRICTED FUNDS			
Corpus	1	11,52,42,598	11,52,42,598
General Fund	2	15,48,62,594	17,41,59,392
Designated / Earmarked Funds	3	-	-
RESTRICTED FUNDS	4	-	-
LOANS/BORROWINGS	5		
Secured		1,78,51,699	7,56,12,809
Unsecured		10,57,78,066	9,68,91,839
CURRENT LIABILITIES & PROVISIONS	6	21,09,30,471	14,39,09,259
TOTAL		60,46,65,428	60,58,15,896
APPLICATION OF FUNDS			
FIXED ASSETS			
Tangible Assets	7	51,64,04,422	53,53,76,369
Intangible Assets		-	-
Capital Work In -Progress		3,14,25,596	1,15,89,044
INVESTMENTS	8	-	-
Long term		-	-
Short term		-	-
CURRENT ASSETS	9	3,05,63,332	2,90,95,001
LOANS, ADVANCES & DEPOSITS	10	2,62,72,078	2,97,55,482
TOTAL		60,46,65,428	60,58,15,896
NOTES TO ACCOUNTS	22		

Notes forming part of accounts
As per audit report of even date attached
For Mittal Gopal & Associates
Chartered Accountants & Associates

(Amit Mittal)
Partner



Place : Baddi
Date : 30-12-2020

For Baddi University Of Emerging Sciences & Technology
For Baddi University
Of Emerging Sciences & Technology

Gurpreet Ram Chahal
Secretary (Sponsoring Body)

Ratinder Kumar
Director Finance

Ratinder

BADDI UNIVERSITY OF EMERGING SCIENCES & TECHNOLOGY
INCOME AND EXPENDITURE ACCOUNT FOR THE PERIOD/ YEAR ENDED MARCH 31, 2020

(Amount in Rs.)

PARTICULARS	SCHEDULE	CURRENT YEAR					PREVIOUS YEAR	
		Corpus	Unrestricted Funds		Restricted Fund	Total	Total	Total
			Designated Fund	General Fund				
INCOME								
Academic Receipts	11	-	-	14,52,42,834	-	14,52,42,834	16,06,37,700	-
Grants & Donations	12	-	-	-	-	-	-	-
Income From Investments	13	-	-	63,54,022	-	63,54,022	65,06,606	-
Other Incomes	14	-	-	-	-	-	-	-
TOTAL(A)		-	-	15,15,96,856	-	15,15,96,856	16,71,44,306	-
EXPENDITURE								
Staff Payments & Benefits	15	-	-	5,52,18,326	-	5,52,18,326	7,02,53,470	-
Academic Expenses	16	-	-	86,29,200	-	86,29,200	69,00,241	-
Administrative and General Expenses	17	-	-	6,21,81,067	-	6,21,81,067	6,64,04,977	-
Transportation Expenses	18	-	-	69,11,738	-	69,11,738	84,05,742	-
Repairs & Maintenance	19	-	-	52,56,319	-	52,56,319	64,37,442	-
Finance Costs	20	-	-	2,71,21,365	-	2,71,21,365	2,59,37,206	-
Other Expenses	21	-	-	55,75,639	-	55,75,639	1,23,455	-
TOTAL(B)		-	-	17,08,93,654	-	17,08,93,654	18,44,62,533	-
Balance being excess of Income over Expenditure (A-B)		-	-	(1,92,96,798)	-	(1,92,96,798)	(1,73,18,227)	-
Transfer to/from Designated fund		-	-	-	-	-	-	-
- Building fund		-	-	-	-	-	-	-
- Other (specify)		-	-	-	-	-	-	-
Balance Being Surplus (Deficit) Carried to General Fund		-	-	(1,92,96,798)	-	(1,92,96,798)	(1,73,18,227)	-
Notes On Accounts	22							

Notes forming part of accounts
As per audit report of even date attached
For Mittal Goel & Associates
Chartered Accountants

(Signature)
(Armit Mittal)
Partner

Place : Baddi
Date : 30-12-2020

For Baddi University Of Emerging Sciences & Technology
Secretary (Sponsoring Body)

(Signature)
Ratinder Kaur
Director Finance

BADDI UNIVERSITY OF EMERGING SCIENCES & TECHNOLOGY

(Amount in Rs.)

SCHEDULE -1 CORPUS

PARTICULARS	CURRENT YEAR	PREVIOUS YEAR
Balance as at the beginning of the year	11,52,42,598	11,52,42,598
Add: Contribution/Donations towards Corpus	-	-
Deduct: Asset written off during the year created out of corpus	-	-
Balance at the year end	11,52,42,598	11,52,42,598.00

SCHEDULE -2 GENERAL FUND

PARTICULARS	CURRENT YEAR	PREVIOUS YEAR
Balance as at the beginning of the year	17,41,59,392	19,14,77,619
Add: Contribution towards General Fund	-	-
Add: Depreciation Reversal	-	-
Add/(Deduct): Balance of net income/(expenditure) transferred from the Income and Expenditure account	(1,92,96,798)	(1,73,18,227)
Balance at the year end	15,48,62,594	17,41,59,392

SCHEDULE-3 DESIGNATED/EARMARKED FUNDS

PARTICULARS	FUNDS WISE BREAK UP				TOTAL	
	FUND AA	FUND BB	FUND CC	FUND DD	CURRENT YEAR	PREVIOUS YEAR
a) Opening balance of the funds						
b) Additions to the funds:						
donations/Grants						
income from investments made of the funds						
accrued interest on investment of the funds						
Other additions (Specify nature)						
TOTAL(a+b)	-	-	-	-	-	-
c) Utilisation/Expenditure towards objectives of funds						
Capital Expenditure						
-Fixed assets						
-Others						
TOTAL	-	-	-	-	-	-
Revenue Expenditure						
-salaries, Wages and allowances etc.						
-Rent						
-Other Administrative expenses						
TOTAL	-	-	-	-	-	-
TOTAL (c)	-	-	-	-	-	-
NET BALANCE AS AT THE YEAR -END(a+b-c)	-	-	-	-	-	-



For Baddi University
Gaurav Ram Jhurijunwala
Secretary, Sponsoring Body

Baddi University
of Emerging Sciences & Technology
Director Finance
Baddi

BADDI UNIVERSITY OF EMERGING SCIENCES & TECHNOLOGY

(Amount in Rs.)

SCHEDULE -4 RESTRICTED FUNDS

PARTICULARS	FUNDS WISE BREAK UP				TOTAL	
	FUND AA	FUND BB	FUND CC	FUND DD	CURRENT YEAR	PREVIOUS YEAR
a) Opening balance of the funds						
b) Additions to the funds:						
donations/Grants						
income from investments made on account of funds						
accrued interest on investment of the funds						
Other additions (specify nature)						
TOTAL(a+b)	-	-	-	-	-	-
c) Utilisation/Expenditure towards objectives of funds						
Capital Expenditure						
-Fixed assets						
- Others	-	-	-	-	-	-
TOTAL						
Revenue Expenditure						
-salaries, Wages and allowances etc.						
-Rent						
-Other Administrative expenses	-	-	-	-	-	-
TOTAL	-	-	-	-	-	-
TOTAL (c)						
NET BALANCE AS AT THE YEAR -END (a+b-c)						



For Baddi University
of Emerging Sciences & Technology
Gaurav Ram-dhunjhurwala
Secretary, Sponsoring Body

Baddi University
of Emerging Sciences & Technology
Director Finance
Baddi

BADDI UNIVERSITY OF EMERGING SCIENCES & TECHNOLOGY

(Amount in Rs.)

SCHEDULE -5 LOANS/BORROWINGS

SECURED LOANS

	CURRENT YEAR	PREVIOUS YEAR
1. Central Government	-	-
2. State Government(Specify)	-	-
3. Financial Institutions	-	-
a) Term Loans	-	-
b) Interest accrued and due	-	-
4. Banks	1,78,51,699	7,56,12,809
a) Term Loans	-	-
- Interest accrued and due	-	-
b) Other Loans(Specify)	-	-
- Interest accrued and due	1,78,51,699	7,56,12,809
5. Other Institutions and Agencies	-	-
6. Debentures and Bonds	-	-
7. Others(specify)	-	-
Total	1,78,51,699	7,56,12,809
Note : Amounts Due Within One Year		
		12,32,200

UNSECURED LOANS

	CURRENT YEAR	PREVIOUS YEAR
1. Central Government	-	-
2. State Government(Specify)	-	-
3. Financial Institutions	-	-
4. Banks	-	-
a) Term Loans	-	-
b) Other Loans(specify)	-	-
5. Other Institutions and Agencies	-	-
6. Debentures and Bonds	8,64,43,982.00	7,56,85,245
7. Unsecured Loans from Others	1,93,34,084.00	2,12,06,594
7. Caution Money from Students	-	-
Total	10,57,78,066.00	9,68,91,839



For Baddi University
Of Emerging Sciences & Technology
Gaurav Ram Jhunjhunwala
Secretary, Sponsoring Body

Baddi University
Of Emerging Sciences & Technology
Director Finance
Baddi

BADDI UNIVERSITY OF EMERGING SCIENCES & TECHNOLOGY

(Amount in Rs.)

SCHEDULE -6- CURRENT LIABILITIES & PROVISIONS

	CURRENT YEAR	PREVIOUS YEAR	
A. CURRENT LIABILITIES			
1. Deposits from Staff	81,89,272	80,51,057	80,51,057
2. Deposits from Students			
3. Sundry Creditors	1,32,23,035	1,28,37,714	1,28,37,714
a) For goods and services	-	-	-
b) Others	-	-	-
4. Advances Received			
5. Interest accrued but not due on:			
a) Secured Loans/Borrowings	-	-	-
b) Unsecured Loans/Borrowings	-	-	-
6. Statutory Liabilities (GPF, TDS, WC, TAX, CPF, GIS, NPS):			
a) Overdue	38,82,424	38,82,424	23,00,782
b) Others			
7. Other current liabilities	1,91,07,366		99,77,121
a) Salaries	-	-	-
b) Receipts Against Sponsored Projects	-	-	-
c) Receipts Against Sponsored Fellowships Projects	-	-	-
d) Unutilised Grants	-	-	-
e) Grants in advance	1,05,27,966		1,80,93,345
f) Baddi International School	1,80,93,347	18,53,28,368	9,25,26,586
g) Centre For Advance Studies in Engineering	13,75,99,690		
h) Other liabilities			
TOTAL(A)		21,06,23,099	14,37,86,605
B. PROVISIONS			
1. For Taxation			
2. Gratuity			
3. Superannuation/Pension			
4. Accumulated leave Encashment	3,07,372		1,22,654
5. Expenses Payable			
6. Trade Warranties/claims			
7. Others (Specify)		3,07,372	1,22,654
TOTAL(B)		21,09,30,471	14,39,09,259
TOTAL(A+B)			



For Baddi University
Emerging Sciences & Technology
Gaurav Ram Jhunjhunwala
Secretary, Sponsoring Body

Baddi University
of Emerging Sciences & Technology
Director Finance
Baddi

BADDI UNIVERSITY OF EMERGING SCIENCES & TECHNOLOGY

(Amount in Rs.)

List of Deposits From Students Forming Part of Schedule 6 of Current Liabilities

Particulars	CURRENT YEAR	PREVIOUS YEAR
Caution Money Payable in next 12 months	34,95,215	38,45,000
Alumni Fee	36,43,677	36,43,677
Magazine Fee	-	-
Uniform Fee	-	8,44,903
Advance Fee from Students	-	1,59,720
Emanation Techfest	10,50,380	(6,13,020)
Refundable Fee	81,89,272	1,70,777
		80,51,057

List of Other Current Liabilities Forming Part of Schedule 6 of Current Liabilities

Particulars	CURRENT YEAR	PREVIOUS YEAR
AIDS Programme	7,500	5,000
O/D Limit From Punjab National Bank	11,83,53,445	7,05,84,555
Sundry Admission/ Hostel	99,490	-
Education Programme Cipla Foundation	3,56,245	3,08,103
Prabhandhotsav	37,891	61,249
Umat Bharat Abhiyan	40,147	-
STAAD Pro	-	21,231
Survey Project IMS	-	11,677
H.P. Private Edu Institute Regu. Comm. (1%)	1,67,26,213	1,55,28,336
Security - Krishna Laundry	1,00,000	1,00,000
IBM NEW Training Programme	13,46,752	4,47,392
Security - Jet Sparkle Facility Management P. Ltd.	1,00,000	1,00,000
Tata AIG Life Insurance	-	10,881
Security - ASMACS Skill development	1,25,000	1,25,000
Laundry Charges Payable	3,07,007	11,357
Cheque Issued but Not Presented	13,75,99,690	52,11,805
		9,25,26,586

List of Bank Accounts Forming Part of Schedule 9 of Current Assets

Particulars	CURRENT YEAR	PREVIOUS YEAR
Punjab National Bank - 4131000100329723	3,910	56,9070
Punjab National Bank (HP Project) - 6364	10,046	3,591
State Bank Of India (BUEST)	4,929	8,598
State Bank of India (SBI Jyoti Power)	912	21,933
Punjab National Bank - 4131000100410858 (TDR)	2,72,926	50,125
	2,92,723	2,90,957
		9,44,274

For Baddi University
Of Emerging Sciences & Technology
Gaurav Ram Jhunjunwala
Gaurav Ram Jhunjunwala
Secretary, Sponsoring Body

Baddi University
of Emerging Sciences & Technology
Rodh
Director Finance
Rodh



Schedule - 7
(Amount in Rs)

BLOCK	RATE OF DEPRECIATION	PARTICULARS	GROSS BLOCK				DEPRECIATION		NET BLOCK				
			Balance As At 01.04.19	Addition During The Year Before 30.09.19	After 30.09.19	Deduction During The Year 31.03.2020	Total As on 01.04.19	During The Period 31.03.20	As At 31.03.20	As At 31.03.19			
BLOCK I	0%	Land	7,39,464										
BLOCK I	2.10% (S.M. End 20)	BUILDING	58,26,31,686										
BLOCK II	10%	FURNITURE & FIXTURE	3,03,21,594	1,93,228	1,61,575	3,07,26,495	1,58,86,010	14,76,165	1,73,02,175	1,33,66,320	1,44,87,584		
BLOCK III	15%	MACHINERY AND PLANT	21,81,000										
	15%	Auto Condenser	12,25,555										
	15%	Auto Fitting	77,29,072										
	15%	Electrical Equipments	25,11,792										
	15%	Pan	87,509	1,71,777									
	15%	Reluctor	21,09,736										
	15%	Auto Trans	25,35,890										
	15%	Auto Set	10,05,83										
	15%	Water Heater (Expend)	2,53,158										
	15%	Water Condenser	38,010										
	15%	Motor	13,400										
	15%	Motor	96,945										
	15%	Biometric Attendance Machine	6,773										
	15%	Software	66,21,250										
	15%	Software	4,46,389										
	15%	Basel Ball Court	2,81,599										
	15%	Fixed Assets	2,53,025										
	15%	Car	1,50,785										
	15%	Motor	12,347										
	15%	Motor	13,127										
	15%	STD Machine	4,78,412										
	15%	Transformer	8,61,135										
	15%	Transformer	7,04,330										
	15%	Transformer	3,04,622										
	15%	Software	39,413										
	15%	Software	1,67,307										
	15%	Software	2,30,715										
	15%	Basel Ball Courts	2,39,075										
	15%	Warehouse	7,08,198										
	15%	Water Heater	2,28,863										
	15%	Water Heating Irrigation	9,98,221										
BLOCK IV	15%	VEHICLES	94,46,254										
BLOCK V	40%	COMPUTERS	57,11,123										
	40%	Computer Software	29,22,020										
	40%	Computer Hardware	11,19,950										
	40%	LCD/LED	1,21,952										
	40%	LED	10,68,389										
	40%	LED - FI	1,85,471										
	40%	LED - TO	8,14,812										
	40%	Networking	3,22,728										
	40%	Printer	24,072										
	40%	Scanner	5,250										
BLOCK VI	40%	Books	59,99,339										
		TOTAL(SB.)	70,69,33,618	11,87,206	8,33,193	1,51,145	63,13,847	54,30,621	3,26,637	57,57,258	5,56,589	46,87,118	

For Badi University of Emerging Sciences & Technology

Secretary (General Administration)

Secretary (Finance)

Secretary (Sponsorship & Publicity)

Director Finance

CHANDIGARH

Chandigarh Association

CHANDIGARH

Chandigarh Association

BADDI UNIVERSITY OF EMERGING SCIENCES & TECHNOLOGY

(Amount in Rs.)

SCHEDULE - 8 INVESTMENTS

INVESTMENTS FROM EARMARKED/ENDOWMENTS FUNDS

	CURRENT YEAR	PREVIOUS YEAR
1. In Central Government Securities	-	-
2. In State Government Securities	-	-
3. Other approved Securities	-	-
4. Shares	-	-
5. Debentures and Bonds	-	-
6. Others (to be specified)	-	-
TOTAL		

INVESTMENTS OTHERS

	CURRENT YEAR	PREVIOUS YEAR
1. In Central Government Securities	-	-
2. In State Government Securities	-	-
3. Other approved Securities	-	-
4. Shares	-	-
5. Debentures and Bonds	-	-
6. Advance for Land	-	-
TOTAL		



For Baddi University
Of Emerging Sciences & Technology
Gaurav Ram Jhunjhunwala
Secretary, Sponsoring Body

Baddi University
of Emerging Sciences & Technology
Director Finance
Baddi

BADDI UNIVERSITY OF EMERGING SCIENCES & TECHNOLOGY

(Amount in Rs.)

SCHEDULE -9 CURRENT ASSETS

	CURRENT YEAR	PREVIOUS YEAR
1. Stock:		
a) Stores and Spares	-	-
b) Loose Tools	-	-
c) Publications	-	-
2. Sundry Debtors:		
a) Debts Outstanding for a period exceeding six months	2,81,52,173	2,62,47,021
b) Others	21,18,436	19,03,707
3. Cash balances in hand (including cheques/drafts and imprest)		
4. Banks Balances (to be further Classified as pertaining to earmarked fund or otherwise)		
a) With Scheduled Banks:		
-In Current Accounts		
-In term deposit Accounts	2,92,723	9,44,274
-In Savings Accounts		
b) With non-Scheduled Banks:		
-In Current Accounts		
-In term deposit Accounts	-	-
-In Savings Accounts	-	-
5. Post Office -Savings Accounts		
TOTAL	3,05,63,332	2,90,95,001



For Baddi University
Of Emerging Sciences & Technology
Gaurav Ram Thunjunwala
Secretary, Sponsoring Body

Baddi University
of Emerging Sciences & Technology
Director Finance
Baddi

BADDI UNIVERSITY OF EMERGING SCIENCES & TECHNOLOGY

(Amount in Rs.)

SCHEDULE -10 LOANS, ADVANCES & DEPOSITS

	CURRENT YEAR	PREVIOUS YEAR
1. Advances to employees: (Non-interest bearing)		
a) Salary		3,20,996
b) Festival	-	-
c) LTC	-	-
d) Medical advance	-	15,56,847
e) Gratuity Award Deposited	10,89,911	20,94,570
e) Other (Imprest)		39,72,413
2. Long Term Advances to employee (interest bearing)		
a) Vehicle loan		
b) Home loan		
c) Other (to be specified)		
3. Advances and other amounts recoverable in cash or in kind or for value to be received:		
a) On capital accounts (Advance towards Land)	1,40,12,500	1,40,12,500
b) to Suppliers	50,57,194	62,22,455
c) Rent Receivable	6,48,025	4,67,740
d) Capital Goods	36,70,006	-
e) Others	-	2,07,02,695
4. Prepaid Expenses		
a) Insurance	47,614	1,77,938
b) Other expenses	-	-
5. Deposits		
a) Telephone	5,500	5,500
b) Lease Rent	1,12,500	1,12,500
c) Electricity	14,74,919	14,74,919
d) A/C, if applicable	-	-
e) MCI, if applicable	-	-
f) PMKVY T1 - 2017-18	-	-
g) Others (to be specified)	1,35,550	2,22,530
	17,28,469	18,15,449



For Baddi University
Of Emerging Sciences & Technology
Gaurav Ranjithunwala
Secretary, Sponsoring Body

Baddi University
of Emerging Sciences & Technology
Director Finance
Baddi

BADDI UNIVERSITY OF EMERGING SCIENCES & TECHNOLOGY

(Amount in Rs.)

SCHEDULE -10 LOANS, ADVANCES & DEPOSITS

	CURRENT YEAR	PREVIOUS YEAR
6. Income accrued:		
a) On Investments from Earmarked/Endowment Funds		
b) On Investments - Others		
c) On Loans and advances		
d) Others (includes income due unrealized Rs....)		
7. Others receivable		
a) Debt balance in Sponsored Projects	-	-
b) Debt balances in fellowship & Scholarship	-	-
c) Grants Recoverable	18,358	1,11,465
d) TDS Recoverable	-	-
e) Preoperative Expenditures	-	29,75,522
f) Unamortized Expenses	18,358	-
e) Other receivable	-	
8. Claims Receivable		
TOTAL	2,62,72,078	2,97,55,482



For Baddi University
Of Emerging Sciences & Technology
Gaurav Ram Jhurjhumwala
Secretary, Sponsoring Body

Baddi University
of Emerging Sciences & Technology

Director Finance
Director Finance
Badli

BADDI UNIVERSITY OF EMERGING SCIENCES & TECHNOLOGY

SCHEDULE - 11 ACADEMIC RECEIPTS

FEE FROM STUDENTS	CURRENT YEAR	PREVIOUS YEAR
Academic		
1. Tuition fee	10,59,82,460	11,26,32,874
2. Admission fee		
3. Enrollment fee		
4. Library Admission fee		
5. Laboratory fee		
6. Art & Craft fee		
7. Registration fee	85,20,000	1,36,10,000
8. Development fee		
9. Syllabus fee		
TOATAL(A)	11,45,02,460	12,62,42,874
Examinations		
1. Admission test fee		
2. Annual Examination fee		
3. Mark sheet, certificate fee		
TOTAL(B)		
Other fee		
1. Identity card fee	7,44,249	7,45,437
2. Fine/Miscellaneous fee	18,49,190	18,42,770
3. Medical Fee	2,78,21,331	3,17,04,830
4. Transportation fee		
5. Hostel fee	3,04,14,770	3,42,93,037
TOTAL (C)		
Sale of publications		
1. Sale of syllabus and Question paper, etc.	3,25,604	1,01,789
2. Sale of prospectus including admission forms	3,25,604	1,01,789
TOTAL (D)		
GRAND TOTAL (A+B+C+D)	14,52,42,834	16,06,37,700



For Baddi University
Of Emerging Sciences & Technology
Gaurav Ram Jhunjhunwala
Secretary, Sponsoring Body

Baddi University
of Emerging Sciences & Technology
Director Finance
Baddi's

BADDI UNIVERSITY OF EMERGING SCIENCES & TECHNOLOGY
SCHEDULE-12 GRANTS & DONATIONS (Irrevocable Grants Subsidies Received)

PARTICULARS	CURRENT YEAR	PREVIOUS YEAR
1. Central Government	-	-
2. In State Government	-	-
3. Government Agencies	-	-
4. Institution/Welfare Bodies	-	-
5. International Organizations	-	-
6. Other (Donations)	-	-
TOTAL	-	-

SCHEDULE-13 INCOME FROM INVESTMENTS

PARTICULARS	CURRENT YEAR	PREVIOUS YEAR
Investment from Earmarked/Endowment Fund		
1) Interest		
a) On Govt. Securities		
b) Other Bonds/debentures		
2) Income received		
a) Each Fund separately		
3) Income Accrued		
A) Each Fund separately		
4) Others (Specify)		
TOTAL		
TRANSFERRED TO Earmarked/endowment funds		
PARTICULARS	CURRENT YEAR	PREVIOUS YEAR
Investment from Earmarked/Endowment Fund		
1) Interest		
a) On Govt. Securities		
b) Other Bonds/debentures		
2) Income received		
a) Each Fund separately		
3) Income Accrued		
A) Each Fund separately		
4) Others (Specify)		
TOTAL		



For Baddi University
 of Emerging Sciences & Technology
Gaurav Ram Churjinhumwala
 Secretary, Sponsoring Body

Baddi University
 of Emerging Sciences & Technology
Director Finance
Kachra

BADDI UNIVERSITY OF EMERGING SCIENCES & TECHNOLOGY

SCHEDULE-14 OTHER INCOME

PARTICULARS	CURRENT YEAR	PREVIOUS YEAR
A. Income from Land & Building		
1. Hostel Room Rent	3,62,370	11,07,411
2. License Fee	-	-
3. Hire Charges of Auditorium/Play ground/Convention Centre, etc	-	-
4. Electricity & Water charges	3,62,370	11,07,411
TOTAL		
B. Sale of Institute's publications		
C. Income from holding events		
1. Gross Receipts from annual function/Sports carnival		
Less: Direct expenditure incurred on the annual function/sports carnival		
2. Gross Receipts from fairs		
Less: Direct expenditure incurred on the fairs		
3. Gross Receipts for educational tours		
4. Others (to be specified and separately disclosed)		
TOTAL		
D. Interest on term Deposit		
a) With Scheduled Banks	1,669	1,00,032
b) With Non- Scheduled Banks		
c) With Institutions		
d) Others	1,669	1,00,032
TOTAL		
E. Interest on Savings Accounts :		
a) With Scheduled Banks	25,138	24,664
b) With Non- Scheduled Banks		
c) With Institutions		
d) Others	25,138	24,664
TOTAL		



For Baddi University
Of Emerging Sciences & Technology
Gaurav Ram Jhunjhunwala
Secretary, Sponsoring Body

Baddi University
Of Emerging Sciences & Technology
Director Finance
10/01/2015

BADDI UNIVERSITY OF EMERGING SCIENCES & TECHNOLOGY

F. Interest On Loans:

a) Employee/Staff			
b) Others			
TOTAL			
G. Interest on Debtors and Others Receivables			
H. Others			
1. Interest on TDS	1,101		
2. Bus Fares	93,736		
3. Consultancy Income	12,500		
4. Uniform Fee	10,86,630		
5. Misc. Receipts	29,57,946		52,74,499
6. Profit on sale/ disposal of assets :	-		
7. Write off	17,73,465		
8. Students not registered	39,467		
TOTAL	59,64,845		52,74,499
GRAND TOTAL (A+B+C+D+E+F+G+H)	63,54,022		65,06,606

SCHEDULE-15 STAFF PAYMENTS & BENEFITS

PARTICULARS	CURRENT YEAR	PREVIOUS YEAR
a) Salaries and wages	4,87,39,734	6,30,32,894
b) Allowances and Bonus	18,99,172	21,80,236
c) Contribution to Provident Fund	7,26,073	10,67,236
d) Contribution to ESI	1,78,348	16,30,535
e) Staff Welfare Expenses	17,75,720	
f) Retirement and terminal Benefits		
g) LTC Facility	71,279	39,154
h) Medical Facility		
i) Children Education Allowance	1,04,080	2,30,490
j) Honorarium		
k) TA/DA expenses	87,368	52,925
l) Interest on Eic & EPF	16,36,552	
m) Others (Specify)	5,52,18,326	7,02,53,470
TOTAL		

SCHEDULE-16 ACADEMIC EXPENSES

PARTICULARS	CURRENT YEAR	PREVIOUS YEAR
a) Laboratory expenses	2,40,777	5,01,372
b) Field work/Participation		
c) Seminar/Workshop/Conference		
d) Payments to visiting faculty	4,30,821	1,20,878
e) Examination	6,13,203	4,02,087
f) Students Welfare Expenses	2,15,269	1,41,696
g) Admission Expenses		
h) Convocation		
i) Publications		
j) Stipend/Means-cum-mert scholarship	71,29,130	56,12,553
k) Subscription		1,21,656
l) Others (Specify)		
TOTAL	86,29,200	69,00,241



For Baddi University
Of Emerging Sciences & Technology
Gaurav Bani Jhunjhunwala
Secretary, Sponsoring Body

Baddi University
of Emerging Sciences & Technology
Director Finance
Baddi

BADDI UNIVERSITY OF EMERGING SCIENCES & TECHNOLOGY

SCHEDULE-17 ADMINISTRATIVE AND GENERAL EXPENSES

PARTICULARS	CURRENT YEAR	PREVIOUS YEAR
a) Electricity and power	22,19,378	48,64,785
b) Water charges		
c) Insurance	5,47,961	2,02,323
d) Rent, Rates and Taxes (including property tax)	14,82,661	10,21,258
e) Postage & Telegram	86,619	66,650
f) Telephone and Internet Charges	9,38,993	14,62,045
g) Printing and Stationary	3,91,774	9,54,531
h) Travelling and Conveyance Expenses	14,47,808	13,98,443
i) Expenses on seminar/workshops	11,707	
j) Hospitality / Hostel Expenses	1,19,06,516	1,55,51,807
k) Auditors Remuneration		1,71,750
l) Professional Charges	9,13,050	13,67,470
m) Advertisement and Publicity	1,38,84,591	1,26,58,401
n) Magazines & Journals	2,99,399	1,16,451
o) Office & Other Expenses	13,85,173	3,39,119
p) Loading & Unloading	20,365	37,360
q) Security Expenses	4,68,887	26,66,470
r) Depreciation	2,08,21,202.87	2,12,16,940.59
s) Training & Placement Expenses	10,99,099.00	10,15,947.00
t) Interest on TDS	2,44,926.00	1,17,639.00
u) Rent Expenses	2,37,500.00	8,15,383.00
v) Amortisation of expenses	29,75,522.00	-
w) Others (specify)	7,97,935	3,60,204
TOTAL	6,21,81,067	6,64,04,977

SCHEDULE-18 TRANSPORTATION EXPENSES

PARTICULARS	CURRENT YEAR	PREVIOUS YEAR
1. Vehicles (owned by educational institution)		
a) Running Expenses	69,11,738	84,05,742
b) Repairs & Maintenance		
c) Insurance expenses		
2. Vehicles taken on rent/lease		
a) Rent/lease expenses		
TOTAL	69,11,738	84,05,742



Gaurav Ram Jhunjhunwala
Secretary, Sponsoring Body

Baddi University
of Emerging Sciences & Technology
Director/Finance
Baddi

BADDI UNIVERSITY OF EMERGING SCIENCES & TECHNOLOGY

SCHEDULE-19 REPAIRS AND MAINTENANCE

PARTICULARS	CURRENT YEAR	PREVIOUS YEAR
a) Building	81,386	2,26,826
b) Furniture & Fixture	-	-
c) Plant & Machinery	-	2,65,127
d) Office Equipments	-	37,46,399
e) Cleaning Material & Services	29,97,480	21,99,090
f) Others (specify)	21,77,453	-
TOTAL	52,56,319	64,37,442

SCHEDULE-20 FINANCE COSTS

PARTICULARS	CURRENT YEAR	PREVIOUS YEAR
a) Interest on fixed loans	32,18,895	2,51,94,032
b) Interest on other loans	2,30,32,896	3,20,580
c) Bank Charges	8,69,574	4,22,594
d) Other(specify)	-	-
TOTAL	2,71,21,365	2,59,37,206

SCHEDULE-21 OTHER EXPENSES

PARTICULARS	CURRENT YEAR	PREVIOUS YEAR
a) Provision for Bad and doubtful debts/Advances		
b) Irrecoverable Balances Written -off		-
c) Pre-operative Expenses W/off	55,75,639	1,23,455
d) Others (Specify)		
TOTAL	55,75,639	1,23,455



BADDI UNIVERSITY OF EMERGING SCIENCES & TECHNOLOGY

Cash Flow Statement For The Year Ended 31st march, 2020

Particular	Amount	
Cash Flow from Operating Activities:		
Surplus /(deficit)for the year		(1,92,96,798.05)
Adjustments for the non-operating incomes/expenses		
Depreciation	2,08,21,202.87	
Interest expenses on loans	2,62,51,791.00	
(Interest income)	(26,807.00)	
(Dividend income)	-	
(Grants relating to assets to the extent recognised as income in income & expenditure account)		4,70,46,186.87
Surplus /(deficit) before changes in the Current assets/Current Liabilities		27749388.82
(Increase)/Decrease in Current Assets	15,78,251.73	
Increase/(decrease)in Current Liabilities	6,70,21,212.22	68599463.95
Net Cash From Operating Activities		96348852.77
Cash Flow from Investing Activities:		
Purchase of Fixed Assets	-21836952.40	
Sale of Fixed Assets	151145.00	
Interest received	26807.00	
Dividend received	0.00	
Net Cash from Investing activities		-21659000.4
Cash Flow from Financing Activities:		
Additions to General fund during the year	0.00	
Grants/funds in nature of founders'/promoters' contribution	0.00	
Grants/funds related to assets not requiring fulfillment of any obligation	0.00	
Endowment fund (principal sum)	0.00	
proceeds from long term borrowings	-48874882.71	
(Repayment of long-term borrowings)	0.00	
Interest paid on loans	-26251791.00	
Net Cash from Financing Activities		-75126673.71
Net Increase /Decrease in cash equivalents		-436821.34
Cash and cash equivalents at the beginning of the period		2847981
Cash and Cash equivalents at the end of the period		2411159



For Baddi University
Of Emerging Sciences & Technology

Gaurav Ram Jhunjhunwala
Gaurav Ram Jhunjhunwala
Secretary, Sponsoring Body

Baddi University
of Emerging Sciences & Technology

Rashmi
Director, Finance

Rashmi

BADDI UNIVERSITY OF EMERGING SCIENCES & TECHNOLOGY
BALANCE SHEET AS AT MARCH 31, 2021

Amount in Rs.

SOURCES OF FUNDS	SCHEDULE	CURRENT YEAR	PREVIOUS YEAR
UNRESTRICTED FUNDS			
Corpus	1	115,242,598	115,242,598
General Fund	2	158,501,015	154,862,594
Designated / Earmarked Funds	3	-	-
	4	-	-
RESTRICTED FUNDS	5	-	-
LOANS/BORROWINGS			
Secured		52,255,517	17,851,699
Unsecured	6	83,696,806	105,778,066
		193,826,411	210,930,471
CURRENT LIABILITIES & PROVISIONS			
		603,622,347	604,665,428
TOTAL			
APPLICATION OF FUNDS			
FIXED ASSETS			
Tangible Assets	7	502,437,416	516,404,422
Intangible Assets		-	-
Capital Work In -Progress	8	31,425,596	31,425,596
INVESTMENTS			
Long term		-	-
Short term	9	47,668,699	30,563,332
CURRENT ASSETS			
	10	22,090,636	26,272,078
LOANS, ADVANCES & DEPOSITS			
		603,622,347	604,665,428
TOTAL	22		
NOTES TO ACCOUNTS			

Notes forming part of accounts
As per audit report of even date attached

For Mittal Gopal & Associates
Chartered Accountants

(Amit Mittal)
Partner



Place : Baddi
Date : 09.02.2022

Baddi University of Emerging Sciences & Technology
Baddi University of Emerging Sciences & Technology
Secretary (Sponsoring Body)

Assistant Registrar (Accounts)

BADDI UNIVERSITY OF EMERGING SCIENCES & TECHNOLOGY

(Amount in Rs.)

UNSECURED LOANS

	CURRENT YEAR	PREVIOUS YEAR
1. Central Government	-	-
2. State Government (Specify)	-	-
3. Financial Institutions	-	-
4. Banks	-	-
a) Term Loans	-	-
b) Other Loans (Specify)	-	-
5. Other Institutions and Agencies	64,600,562.00	86,443,982
6. Debentures and Bonds	19,096,244.00	19,334,084
7. Unsecured Loans from Others	-	-
7. Caution Money from Students	83,696,806.00	105,778,066
Total		



For Baddi University
of Emerging Sciences & Technology
Gaurav Ram Jhunjhunwala
Secretary, Sponsoring Body

Baddi University
of Emerging Sciences & Technology
(Assistant Registrar, Accounts)

BADDI UNIVERSITY OF EMERGING SCIENCES & TECHNOLOGY

(Amount in Rs.)

SCHEDULE - 6-CURRENT LIABILITIES & PROVISIONS

	CURRENT YEAR	PREVIOUS YEAR	
A.CURRENT LIABILITIES			
1. Deposits from Staff	-	-	-
2. Deposits from Students	10,843,357	10,843,357	8,189,272
3. Sundry Creditors	9,116,917	9,116,917	13,223,035
a) For goods and services	-	-	-
b) Others	3,648,427	3,648,427	-
4. Advances Received	-	-	-
5. Interest accrued but not due on:	-	-	-
a) Secured Loans/Borrowings	-	-	-
b) Unsecured Loans/Borrowings	-	-	-
6. Statutory Liabilities(GPF, TDS, WC TAX, CPF, GIS, NPS):			
a) Overdue	2,803,232	2,803,232	3,882,424
b) Others	-	-	-
7. Other current liabilities	4,315,471	-	19,107,366
a) Salaries	-	-	-
b) Receipts Against Sponsored Projects	-	-	-
c) Receipts Against Sponsored Fellowships Projects	-	-	-
d) Unutilised Grants	-	-	-
e) Grants in advance	6,038,678	-	10,527,966
f) Baddi International School	18,093,347	-	18,093,347
g) Centre For Advance Studies in Engineering	138,966,982	167,414,478	137,599,690
h) Other liabilities	-	-	-
TOTAL(A)	193,826,411	193,826,411	210,623,099



For Baddi University
Of Emerging Sciences & Technology
Gaurav Ram Jhunjhunwala
Secretary, Sponsoring Body

Baddi University
of Emerging Sciences & Technology
Asst. Secy
Asst. Secy (S)

BADDI UNIVERSITY OF EMERGING SCIENCES & TECHNOLOGY

(Amount in Rs.)

SCHEDULE -6 CURRENT LAIBILITIES & PROVISIONS

	CURRENT YEAR	PREVIOUS YEAR
B. PROVISIONS		
1. For Taxation		
2. Gratuity		
3. Superannuation/Pension		
4. Accumulated Leave Encashment		307,372
5. Expenses payable		
6. Trade Warranties/claims		
7. Others (Specify)		307,372
TOTAL(B)	193,826,411	210,930,471
TOTAL(A+B)		



For Baddi University
Of Emerging Sciences & Technology
Gaurav Ram-dhanjuna
Secretary Sponsoring Body

Baddi University
of Emerging Sciences & Technology
Assistant Registrar (Accounts)

BADDI UNIVERSITY OF EMERGING SCIENCES & TECHNOLOGY

(Amount in Rs.)

List of Deposits From Students Forming Part of Schedule 6 of Current Liabilities

Particulars	CURRENT YEAR	PREVIOUS YEAR
Caution Money Payable in next 12 months	6,200,000	3,495,215
Alumni Fee	3,643,677	3,643,677
Magazine Fee	-	-
Uniform Fee	-	-
Advance Fee from Students	999,680	1,050,380
Emanation Techfest	-	-
Refundable Fee	10,843,357	8,189,272

List of Other Current Liabilities Forming Part of Schedule 6 of Current Liabilities

Particulars	CURRENT YEAR	PREVIOUS YEAR
AIDS Programme	10,000	7,500
O/D Limit From Punjab National Bank	118,337,427	118,353,445
Sundry Admissions/ Hostel	283,571	99,490
Education Programme Ciple Foundation	810,000	356,245
Prabhandhotsav	(16,514)	37,891
Unnat Bharat Abhiyan	34,625	40,147
STAAD Pro	-	-
Survey Project IIS	17,720,962	16,726,213
H.P. Private Edu Institute Regu. Comm. (1%)	100,000	100,000
Security - Krishna Laundry	227,404	1,346,752
IBM NEW Training Programme	100,000	100,000
Security - Jet Sportle Facility Management P. Ltd.	-	-
Tata AIG Life Insurance	1,160,000	-
HP Council of Science & Tech	125,000	125,000
Security - ASMACS Skill development	307,007	307,007
Laundry Charges Payable	74,507	-
Cheque Issued but Not Presented	138,966,962	137,599,690

List of Bank Accounts Forming Part of Schedule 9 of Current Assets

Particulars	CURRENT YEAR	PREVIOUS YEAR
Punjab National Bank - 4131000100329723	3,962	3,910
Punjab National Bank - 4131000100369439	620,874	10,046
Punjab National Bank (HP Project) - 6364	1,189,717	4,929
State Bank Of India (BUEST)	53,068	912
State Bank of India (SBI Jyoti Power)	209,953	-
Punjab National Bank - 4131000100410858 (FDPR)	2,117,094	272,926
Total	2,992,723	292,723



Gaurav Barm Junjharwala
Secretary, Sponsoring Body

Baddi University
of Emerging Sciences & Technology
Registered (Accounts)

(Amount in Rs.)

Notes forming part of accounts
As per audit report of even date attach
For Mithan Gopal Associates
Chartered Accountants

For Baddi University Of Emerging Sciences & Technology
Baddi University
Of Emerging Sciences & Technology

Manav

Gaurav Bajoria
General Manager
Sec. Secretary (Sponsoring Body)

Assistant Registrar (Accounts)
Rishi Sharma
Assistant Registrar (Accounts)

Assistant Registrar (Accounts)

BADDI UNIVERSITY OF EMERGING SCIENCES & TECHNOLOGY

(Amount in Rs.)

SCHEDULE -1 CORPUS

PARTICULARS	CURRENT YEAR	PREVIOUS YEAR
Balance as at the beginning of the year	115,242,598	115,242,598
Add: Contribution/Donations towards Corpus	-	-
Deduct: Asset written off during the year created out of corpus	115,242,598	115,242,598.00
BALANCE AT THE YEAR END		

SCHEDULE -2 GENERAL FUND

PARTICULARS	CURRENT YEAR	PREVIOUS YEAR
Balance as at the beginning of the year	154,862,594	174,159,392
Add: Contribution towards General Fund	-	-
Add: Depreciation Reversal	3,738,421	(19,296,798)
Add/(Deduct): Balance of net income/(expenditure) transferred from the Income and Expenditure account	158,601,015	154,862,594
BALANCE AT THE YEAR END		



For Baddi University
Of Emerging Sciences & Technology
David M. K. S.
Gaurav Bani Thunjunwala
Secretary, Sponsoring Body

Baddi University
of Emerging Sciences & Technology
David M. K. S.
Assistant Registrar (Accounts)

BADDI UNIVERSITY OF EMERGING SCIENCES & TECHNOLOGY

(Amount in Rs.)

SCHEDULE-3 DESIGNATED/EARMARKED FUNDS

PARTICULARS	FUNDS WISE BREAK UP				TOTAL	
	FUND AA	FUND BB	FUND CC	FUND DD	CURRENT YEAR	PREVIOUS YEAR
a) Opening balance of the funds						
b) Additions to the funds:						
donations/grants						
income from investments made of the funds						
accrued interest on investment of the funds						
Other additions (specify nature)						
TOTAL (a+b)	-	-	-	-	-	-
c) Utilisation/Expenditure towards objectives of funds						
Capital Expenditure						
-Fixed assets						
-Others						
TOTAL	-	-	-	-	-	-
Revenue Expenditure						
-salaries, wages and allowances etc.						
-Rent						
-Other Administrative expenses						
TOTAL	-	-	-	-	-	-
TOTAL (c)	-	-	-	-	-	-
NET BALANCE AS AT THE YEAR -END(a+b-c)						



For Baddi University
Of Emerging Sciences & Technology
Gaurav Bhatnagar
Secretary, Sponsoring Body

Baddi University
of Emerging Sciences & Technology
Abhishek
Assistant (Accounts)

BADDI UNIVERSITY OF EMERGING SCIENCES & TECHNOLOGY

(Amount in Rs.)

SCHEDULE -4 RESTRICTED FUNDS

PARTICULARS	FUNDS WISE BREAK UP				TOTAL	
	FUND AA	FUND BB	FUND CC	FUND DD	CURRENT YEAR	PREVIOUS YEAR
a) Opening balance of the funds						
b) Additions to the funds:						
donations/grants						
income from investments made on account of funds						
accrued interest on investment of the funds						
Other additions (specify nature)						
TOTAL (a+b)	-	-	-	-	-	-
c) Utilisation/Expenditure towards objectives of funds						
Capital Expenditure						
-Fixed assets						
-Others						
TOTAL						
Revenue Expenditure						
-salaries, Wages and allowances etc.						
-Rent						
-Other Administrative expenses						
TOTAL						
TOTAL (c)	-	-	-	-	-	-
NET BALANCE AS AT THE YEAR -END (a+b-c)						



For Baddi University
Of Emerging Sciences & Technology
Gaurav Kumar
Gaurav Kumar Jhurapurwala
Secretary, Sponsoring Body

Baddi University
Of Emerging Sciences & Technology
Gaurav Kumar
Assistant Registrar (Accounts)

BADDI UNIVERSITY OF EMERGING SCIENCES & TECHNOLOGY

(Amount in Rs.)

SCHEDULE -5 LOANS/BORROWINGS

SECURED LOANS

	CURRENT YEAR	PREVIOUS YEAR
1. Central Government	-	-
2. State Government(Specify)	-	-
3. Financial Institutions	-	-
a) Term Loans	-	-
b) Interest accrued and due	-	-
4. Banks	52,255,517	17,851,699
a) Term Loans	-	-
b) Interest accrued and due	-	-
c) Other Loans(specify)	52,255,517	17,851,699
Interest accrued and due	-	-
5. Other Institutions and Agencies	-	-
6. Debentures and Bonds	-	-
7. Others(specify)	52,255,517	17,851,699
Total	15,035,722	1,232,200

Note : Amounts Due Within One Year



For Baddi University
Of Emerging Sciences & Technology
Harshvardh
Gaurav Rajan Jindal
Secretary, Sponsoring Body

Baddi University
of Emerging Sciences & Technology
Harshvardh
Assistant (Accounts)

BADDI UNIVERSITY OF EMERGING SCIENCES & TECHNOLOGY

(Amount in Rs.)

SCHEDULE -8 INVESTMENTS

INVESTMENTS FROM EARMARKED/ENDOWMENTS FUNDS

	CURRENT YEAR	PREVIOUS YEAR
1. In Central Government Securities	-	-
2. In State Government Securities	-	-
3. Other approved Securities	-	-
4. Shares	-	-
5. Debentures and Bonds	-	-
6. Others (to be specified)	-	-
TOTAL		

INVESTMENTS OTHERS

	CURRENT YEAR	PREVIOUS YEAR
1. In Central Government Securities	-	-
2. In State Government Securities	-	-
3. Other approved Securities	-	-
4. Shares	-	-
5. Debentures and Bonds	-	-
6. Advance for Land	-	-
TOTAL		



For Baddi University
Of Emerging Sciences & Technology
Gaurav Ram-dhunjumwala
Secretary, Sponsoring Body

Baddi University
of Emerging Sciences & Technology
Baddi
Assistant Registrar (Accounts)

BADDI UNIVERSITY OF EMERGING SCIENCES & TECHNOLOGY

(Amount in Rs.)

SCHEDULE - 9 CURRENT ASSETS

	CURRENT YEAR	PREVIOUS YEAR
1. Stock:	-	-
a) Stores and Spares	-	-
b) Loose Tools	-	-
c) Publications	-	-
2. Sundry Debtors:	-	-
a) Debts Outstanding for a period exceeding six months	43,763,585	28,152,173
b) Others	1,788,020	2,118,436
3. Cash balances in hand (including cheques/drafts and imprest)		
4. Banks Balances (to be further Classified as pertaining to earmarked fund or otherwise)		
a) With Scheduled Banks:		
- In Current Accounts		
- In term deposit Accounts	2,117,094	292,723
- In Savings Accounts		
b) With non-Scheduled Banks:		
- In Current Accounts		
- In term deposit Accounts	-	-
- In Savings Accounts	-	-
5. Post Office - Savings Accounts		
TOTAL	47,668,699	30,563,332



For Baddi University
Of Emerging Sciences & Technology
Gaurav Rana
Secretary, Sponsoring Body

Baddi University
of Emerging Sciences & Technology
Baddi
Assistant Registrar (Accounts)

BADDI UNIVERSITY OF EMERGING SCIENCES & TECHNOLOGY

(Amount in Rs.)

SCHEDULE -10 LOANS, ADVANCES & DEPOSITS

	CURRENT YEAR	PREVIOUS YEAR
1. Advances to employees: (Non-interest bearing)		
a) Salary	-	-
b) Festival	-	-
c) LTC	-	-
d) Medical advance	-	-
e) Gratuity Award Deposited	722,887	1,089,911
f) Other (Imprest)	-	-
2. Long Term Advances to employees: (Interest bearing)		
a) Vehicle loan	-	-
b) Home loan	-	-
c) Other (to be specified)	-	-
3. Advances and other amounts recoverable in cash or in kind or for value to be received:		
a) On capital accounts (Advance towards Land)	14,012,500	14,012,500
b) To Suppliers	4,900,974	5,057,194
c) Rent Receivable	680,994	648,025
d) Capital Goods	-	3,670,006
e) Others	19,594,468	-
4. Prepaid Expenses	18,743	47,614
a) Insurance	-	-
b) Other expenses	18,743	47,614
5. Deposits	5,500	5,500
a) Telephone	112,500	112,500
b) Lease Rent	1,474,919	1,474,919
c) Electricity	-	-
d) A/C/E, if applicable	-	-
e) M/C, if applicable	-	-
f) PAKVY TI - 2017-18	155,550	135,550
g) Others (to be specified)	1,748,469	1,728,469
6. Income accrued:		
a) On investments from Endowment Funds	-	-
b) On investments - Others	-	-
c) On loans and advances	-	-
d) Other (includes income due unrealized Rs....)	-	-
7. Others receivable		
a) Debt balance in Sponsored Projects	-	-
b) Debt balance in Fellowship & Scholarship	-	-
c) Grants Recoverable	6,069	18,358
d) TDS Recoverable	-	-
e) Preoperative Expenditures	-	-
f) Unamortised Expenses	-	-
g) Other receivable	6,069	18,358
8. Claims Receivable	-	-
TOTAL	22,090,636	26,372,077



For Baddi University
Of Emerging Sciences & Technology
Gaurav Ram Chandra Jha
Secretary, Sponsoring Body

Baddi University
Of Emerging Sciences & Technology
Assistant Registrar (Accounts)

(Amount in Rs.)

For Baddi University
Emerging Sciences & Technology
Baddi University
Emerging Sciences & Technology
Assistant Registrar (Accounts)
Assistant Registrar (Accounts)

BADDI UNIVERSITY OF EMERGING SCIENCES & TECHNOLOGY

SCHEDULE - 11 ACADEMIC RECEIPTS

FEE FROM STUDENTS	CURRENT YEAR	PREVIOUS YEAR
Academic		
1. Tuition fee	102,130,010.00	105,982,460
2. Admission fee		
3. Enrolment fee		
4. Library Admission fee		
5. Laboratory fee		
6. Art & Craft fee		
7. Registration fee	4,380,000.00	8,520,000
8. Development Fee		
9. Syllabus fee	106,510,010	114,502,460
TOATAL(A)		
Examinations		
1. Admission test fee		
2. Annual Examination fee		
3. Mark sheet, certificate fee		
TOTAL(B)		
Other fee		
1. Identity card fee	71,055	744,249
2. Fine/Miscellaneous fee		
3. Medical Fee		1,849,190
4. Transportation fee	685,500	27,821,331
5. Hostel fee	756,555	30,414,770
TOTAL (C)		
Sale of publications		
1. Sale of syllabus and Question paper, etc.	-	325,604
2. Sale of prospectus including admission forms	-	325,604
TOTAL (D)		
GRAND TOTAL (A+B+C+D)	107,266,565	145,242,834



For Baddi University
Of Emerging Sciences & Technology
Gaurav Bhatnagar
Gaurav Bhatnagar
Secretary, Sponsoring Body

Baddi University
of Emerging Sciences & Technology
Asst. Registrar
Assistant Registrar (Accounts)

BADDI UNIVERSITY OF EMERGING SCIENCES & TECHNOLOGY

SCHEDULE-12 GRANTS & DONATIONS (Irrevocable Grants Subsidies Received)

PARTICULARS	CURRENT YEAR	PREVIOUS YEAR
1. Central Government	-	-
2. In State Government	-	-
3. Government Agencies	-	-
4. Institution/Welfare Bodies	-	-
5. International Organizations	13,855,036	-
6. Other (Donations)	-	-
TOTAL	13,855,036	-

SCHEDULE-13 INCOME FROM INVESTMENTS

PARTICULARS	CURRENT YEAR	PREVIOUS YEAR
Investment from Earmarked/Endowment Fund		
1) Interest		
a) On Govt. Securities		
b) Other Bonds/debentures		
2) Income received		
a) Each Fund separately		
3) Income Accrued		
A) Each Fund separately		
4) Others (Specify)		
TOTAL		
TRANSFERRED TO Earmarked/endowment funds		
PARTICULARS	CURRENT YEAR	PREVIOUS YEAR
Investment from Earmarked/Endowment Fund		
1) Interest		
a) On Govt. Securities		
b) Other Bonds/debentures		
2) Income received		
a) Each Fund separately		
3) Income Accrued		
A) Each Fund separately		
4) Others (Specify)		
TOTAL	-	-



For Baddi University
Of Emerging Sciences & Technology
Gaurav Bhatnagar
Secretary, Sponsoring Body

Baddi University
Of Emerging Sciences & Technology
19/06/23
Assistant Registrar (Accounts)

BADDI UNIVERSITY OF EMERGING SCIENCES & TECHNOLOGY

SCHEDULE-14 OTHER INCOME

PARTICULARS	CURRENT YEAR	PREVIOUS YEAR
A. Income from Land & Building		
1. Hostel Room Rent	-	362,370
2. License fee	-	-
3. Hire Charges of Auditorium/Play ground/Convention Centre, etc	-	-
4. Electricity & Water charges	-	362,370
TOTAL		
B. Sale of Institute's publications		
C. Income from holding events		
1. Gross Receipts from annual function/Sports carnival		
Less: Direct expenditure incurred on the annual function/sports carnival		
2. Gross Receipts from fetes		
Less: Direct expenditure incurred on the fetes		
3. Gross Receipts for educational tours		
4. Others (to be specified and separately disclosed)		
TOTAL		
D. Interest on term Deposit		
a) With Scheduled Banks	-	1,669
b) With Non-Scheduled Banks		
c) With Institutions		
d) Others	-	1,669
TOTAL		
E. Interest on Savings Accounts :		
a) With Scheduled Banks	30,673	25,138
b) With Non-Scheduled Banks		
c) With Institutions	-	-
d) Others	30,673	25,138
TOTAL		



For Baddi University
Of Emerging Sciences & Technology
Gaurav Ram Jhunjhunwala
Secretary, Sponsoring Body

Baddi University
of Emerging Sciences & Technology
Boadi
Assistant Registrar (Accounts)

BADDI UNIVERSITY OF EMERGING SCIENCES & TECHNOLOGY

F. Interest On Loans:			
a) Employee/Staff			
b) Others	-		-
TOTAL			
G. Interest on Debtors and Others Receivables			
H. Others			
1. Interest on TDS	372		1,101
2. Bus Fares	-		93,736
3. Consultancy Income	-		12,500
4. Uniform Fee	-		1,086,630
5. Misc. Receipts	3,398,013		2,957,946
6. Profit on sale/ disposal of assets :	-		-
7. Write off	-		1,773,465
8. Students not registered	-		39,467
TOTAL	3,398,385		5,964,845
GRAND TOTAL (A+B+C+D+E+F+G+H)	3,429,058		6,354,022



For Baddi University
Of Emerging Sciences & Technology
Gaurav Baddi
Secretary, Sponsoring Body

Baddi University
of Emerging Sciences & Technology
Assistant Registrar (Accounts)

BADDI UNIVERSITY OF EMERGING SCIENCES & TECHNOLOGY

SCHEDULE-15 STAFF PAYMENTS & BENEFITS

PARTICULARS	CURRENT YEAR	PREVIOUS YEAR
a)Salaries and wages	41,808,853	48,739,734
b)Allowances and Bonus	825,482	1,899,172
c)Contribution to Provident Fund	342,603	726,073
d)Contribution to ESI	29,077	178,348
e)Staff Welfare Expenses	683,347	1,775,720
f)Retirement and terminal Benefits		
g)LTC Facility	8,527	71,279
h)Medical Facility		
i)Children Education Allowance	61,090	104,080
j)Honorarium		
k)TA/DA expenses	-	87,368
l)Interest on Esic & EPF	-	1,636,552
m)Others (Specify)		
TOTAL	43,758,979	55,218,326

SCHEDULE-16 ACADEMIC EXPENSES

PARTICULARS	CURRENT YEAR	PREVIOUS YEAR
a) Laboratory expenses	-	240,777
b) Field work/Participation		
c) Seminar/Workshop/Conference		
d) Payments to visiting faculty	95,625	430,821
e) Examination	6,108,163	613,203
f) Students Welfare Expenses		
g) Admission Expenses	-	215,269
h) Convocation		
i) Publications		
j) Stipend/Means-cum-merit scholarship		-
k) Subscription		-
l) Others (Specify)		
TOTAL	6,203,788	1,500,070



For Baddi University
Of Emerging Sciences & Technology
Gaurav Ram Jhunjhunwala
Secretary, Sponsoring Body

Baddi University
of Emerging Sciences & Technology
Asst. Registrar (Accounts)
Assistant Registrar (Accounts)

BADDI UNIVERSITY OF EMERGING SCIENCES & TECHNOLOGY

SCHEDULE-17 ADMINISTRATIVE AND GENERAL EXPENSES

PARTICULARS	CURRENT YEAR	PREVIOUS YEAR
a) Electricity and power	366,338	2,219,378
b) Water charges	509,237	547,961
c) Insurance	835,929	1,482,661
d) Rent, Rates and Taxes (including property tax)	84,325	86,619
e) Postage & Telegram	924,654	938,993
f) Telephone and Internet Charges	255,263	391,774
g) Printing and Stationary	742,366	1,447,808
h) Travelling and Conveyance Expenses	21,390	11,707
i) Expenses on seminar/workshops	226,604	11,906,516
j) Hospitality / Hostel Expenses	181,179	-
k) Genset Expense	203,750	913,050
l) Professional Charges	5,335,162	13,884,591
m) Advertisement and Publicity	-	299,399
n) Magazines & Journals	412,232	1,385,173
o) Office & Other Expenses	71,264	20,365
p) Loading & Unloading	79,296	468,887
q) Security Expenses	17,818,250.00	20,821,202.87
r) Depreciation	36,648.00	1,099,099.00
s) Training & Placement Expenses	157,924.00	244,926.00
t) Interest on TDS	123,480.00	237,500.00
u) Rent Expenses	-	2,975,522.00
v) Amortisation of expenses	-	797,935
w) Others (specify)	-	-
TOTAL	28,385,291	62,181,067

SCHEDULE-18 TRANSPORTATION EXPENSES

PARTICULARS	CURRENT YEAR	PREVIOUS YEAR
1. Vehicles (owned by educational institution)		
a) Running Expenses	2,198,226	6,911,738
b) Repairs & Maintenance		
c) Insurance expenses		
2. Vehicles taken on rent/lease		
a) Rent/lease expenses		
TOTAL	2,198,226	6,911,738



Gaurav Ram Khunfurwala
Secretary, Sponsoring Body

Baddi University
of Emerging Sciences & Technology
Assistant Registrar (Accounts)

BADDI UNIVERSITY OF EMERGING SCIENCES & TECHNOLOGY

SCHEDULE-19 REPAIRS AND MAINTENANCE

PARTICULARS	CURRENT YEAR	PREVIOUS YEAR
a) Building	-	81,386
b) Furniture & Fixture	-	-
c) Plant & Machinery	-	-
d) Office Equipments	-	2,997,480
e) Cleaning Material & Services	3,823,579	2,177,453
f) Others (specify)	-	-
TOTAL	3,823,579	5,256,319

SCHEDULE-20 FINANCE COSTS

PARTICULARS	CURRENT YEAR	PREVIOUS YEAR
a) Interest on fixed loans	-	3,218,895
b) Interest on other loans	22,418,435	23,032,896
c) Bank Charges	578,512	869,574
d) Other(specify)	-	-
TOTAL	22,996,947	27,121,365

SCHEDULE-21 OTHER EXPENSES

PARTICULARS	CURRENT YEAR	PREVIOUS YEAR
a) Provision for Bad and doubtful debts/Advances	-	-
b) Irrecoverable Balances Written -off	7,084,491	-
c) Pre-operative Expenses W/off	6,360,937	12,704,769
d) Others (specify)	13,445,428	12,704,769
TOTAL	26,890,856	25,409,538



For Baddi University
Of Emerging Sciences & Technology
Gaurav Ram-dhanjiniwala
Secretary, Sponsoring Body

Baddi University
of Emerging Sciences & Technology
Assistant Registrar
Assistant Registrar (Accounts)

BADDI UNIVERSITY OF EMERGING SCIENCES & TECHNOLOGY
Cash Flow Statement For The Year Ended 31st march, 2021

Particular	Amount	
Cash Flow from Operating Activities:		3,738,421.00
Surplus /(deficit) for the year		
Adjustments for the non-operating incomes/expenses	17,818,250.00	
Depreciation	22,418,435.00	
Interest expenses on loans	(30,673.00)	
(Interest income)		
(Dividend income)		
(Grants relating to assets to the extent recognised as income in income & expenditure account)		40,206,012.00
		43,944,433.00
Surplus /(deficit) before changes in the Current assets/Current Liabilities	(11,429,971.00)	
(Increase)/Decrease in Current Assets	(17,104,060.00)	-28534031
Increase/(decrease) in Current Liabilities		15,410,402.00
Net Cash From Operating Activities		
Cash Flow from Investing Activities:		
Purchase of Fixed Assets	-3851244.00	
Sale of Fixed Assets	0.00	
Interest received	30673.00	
Dividend received	0.00	
Net Cash from Investing activities		-3820571.00
Cash Flow from Financing Activities:		
Additions to General fund during the year	0.00	
Grants/funds in nature of founders'/promoters' contribution	0.00	
Grants/funds related to assets not requiring fulfillment of any obligation	0.00	
Endowment fund (principal sum)	12322558.17	
proceeds from long term borrowings	0.00	
(Repayment of long-term borrowings)	-22418435.00	
Interest paid on loans		-10095876.83
Net Cash from Financing Activities		1493954.17
Net Increase /Decrease in cash equivalents		2411159.71
Cash and cash equivalents at the beginning of the period		3905113.88
Cash and Cash equivalents at the end of the period		



For Baddi University
 Of Emerging Sciences & Technology
Ram Narain
 Gaurav Ram Narain
 Secretary, Sponsoring Body

Baddi University
 of Emerging Sciences & Technology
Ram Narain
 Student Registrar (Accounts)

BADDI UNIVERSITY OF EMERGING SCIENCES & TECHNOLOGY
BALANCE SHEET AS AT MARCH 31, 2022

SOURCES OF FUNDS		SCHEDULE	CURRENT YEAR	PREVIOUS YEAR
UNRESTRICTED FUNDS				
Corpus	1		115,242,598	115,242,598
General Fund	2		154,828,188	158,601,015
Designated / Earmarked Funds	3		-	-
RESTRICTED FUNDS	4		-	-
LOANS/BORROWINGS	5			
Secured			36,355,157	52,255,517
Unsecured			76,388,336	83,696,806
CURRENT LIABILITIES & PROVISIONS	6		211,452,054	193,826,411
TOTAL			594,266,333	603,622,347
APPLICATION OF FUNDS				
FIXED ASSETS				
Tangible Assets	7		489,497,649	502,437,416
Intangible Assets			-	-
Capital Work In -Progress			31,425,596	31,425,596
INVESTMENTS	8		-	-
Long term			-	-
Short term			-	-
CURRENT ASSETS	9		51,256,545	47,668,699
LOANS, ADVANCES & DEPOSITS	10		22,086,543	22,090,636
TOTAL			594,266,332	603,622,347
NOTES TO ACCOUNTS	22			

Notes forming part of accounts
As per audit report of even date attached
For Mittal Goel & Associates
Chartered Accountants

(Amit Mittal)
Partner
Place : Baddi
Date : 19.09.2022

For Baddi University of Emerging Sciences & Technology
Gaurav Ram Jhunjhunwala
Secretary (Sponsoring Body)
Radhe Shyam Jhunjhunwala
Assistant Registrar (Accounts)

BADDI UNIVERSITY OF EMERGING SCIENCES & TECHNOLOGY
INCOME AND EXPENDITURE ACCOUNT FOR THE PERIOD / YEAR ENDED MARCH 31, 2022

PARTICULARS	SCHEDULE	CURRENT YEAR					PREVIOUS YEAR	
		Corpus	Unrestricted Funds		Restricted Fund	Total	Total	Total
			Designated Fund	General Fund				
INCOME								
Academic Receipts	11	-	-	144,695,445	-	144,695,445	107,266,565	
Grants & Donations	12	-	-	6,647,000	-	6,647,000	13,855,036	
Income From Investments	13	-	-	-	-	-	-	
Other Incomes	14	-	-	2,882,729	-	2,882,729	3,429,058	
TOTAL(A)		-	-	154,225,175	-	154,225,175	124,550,659	
EXPENDITURE								
Staff Payments & Benefits	15	-	-	59,280,328	-	59,280,328	43,758,979	
Academic Expenses	16	-	-	1,900,309	-	1,900,309	6,203,788	
Administrative and General Expenses	17	-	-	61,919,972	-	61,919,972	28,385,291	
Transportation Expenses	18	-	-	7,118,258	-	7,118,258	2,198,226	
Repairs & Maintenance	19	-	-	4,600,481	-	4,600,481	3,823,579	
Finance Costs	20	-	-	22,662,057	-	22,662,057	22,996,947	
Other Expenses	21	-	-	516,598	-	516,598	13,445,428	
TOTAL(B)		-	-	157,998,002	-	157,998,002	120,812,238	
Balance being excess of Income over Expenditure (A-B)		-	-	(3,772,827)	-	(3,772,827)	3,738,421	
Transfer to/from Designated fund								
- Building fund		-	-	-	-	-	-	
- Other (specify)		-	-	-	-	-	-	
Balance Being Surplus (Deficit) Carried to General Fund		-	-	(3,772,827)	-	(3,772,827)	3,738,421	
Notes On Accounts	22							

Notes forming part of accounts
As per audit report of even date attached
For Mittal Goel & Associates
Chartered Accountants

(Amit Mittal)
Partner

Place : Baddi
Date : 19.09.2022

For Baddi University Of Emerging Sciences & Technology
Of Emerging Sciences & Technology
Gaurav Rana
Secretary (Sponsoring Body)

Baddi University
of Emerging Sciences & Technology
Rajendra Kumar
Assistant Registrar (Accounts)

BADDI UNIVERSITY OF EMERGING SCIENCES & TECHNOLOGY

(Amount in Rs.)

SCHEDULE -1 CORPUS

PARTICULARS	CURRENT YEAR	PREVIOUS YEAR
Balance as at the beginning of the year	115,242,598	115,242,598
Add: Contribution/Donations towards Corpus	-	-
Deduct: Asset written off during the year created out of corpus	-	-
BALANCE AT THE YEAR END	115,242,598	115,242,598.00

SCHEDULE -2 GENERAL FUND

PARTICULARS	CURRENT YEAR	PREVIOUS YEAR
Balance as at the beginning of the year	158,601,015	154,862,594
Add: Contribution towards General Fund	-	-
Add: Depreciation Reversal	-	-
Add/(Deduct): Balance of net income/(expenditure) transferred from the Income and Expenditure account	(3,772,827)	3,738,421
BALANCE AT THE YEAR END	154,828,188	158,601,015

For Baddi University
Of Emerging Sciences & Technology
Gauzau Ram Jhunjhunwala
Secretary, Sponsoring Body

Baddi University
of Emerging Sciences & Technology
Paal Singh
Assistant Registrar (Accounts)

BADDI UNIVERSITY OF EMERGING SCIENCES & TECHNOLOGY

(Amount in Rs.)

SCHEDULE-3 DESIGNATED/EARMARKED FUNDS

PARTICULARS	FUNDS WISE BREAK UP				TOTAL	
	FUND AA	FUND BB	FUND CC	FUND DD	CURRENT YEAR	PREVIOUS YEAR
a) Opening balance of the funds						
b) Additions to the funds:						
donations/Grants						
Income from investments made of the funds						
accrued interest on investment of the funds						
Other additions (Specify nature)						
TOTAL (a+b)	-	-	-	-	-	-
c) Utilisation/Expenditure towards objectives of funds						
Capital Expenditure						
-Fixed assets						
- Others						
TOTAL	-	-	-	-	-	-
Revenue Expenditure						
-salaries ,Wages and allowances etc.						
-Rent						
-Other Administrative expenses						
TOTAL	-	-	-	-	-	-
TOTAL (c)	-	-	-	-	-	-
NET BALANCE AS AT THE YEAR -END(a+b-c)	-	-	-	-	-	-

For Baddi University
of Emerging Sciences & Technology
Gaurav Rastogi
Gaurav Rastogi
Secretary, Sponsoring Body

Baddi University
of Emerging Sciences & Technology
Rajendra Singh
Rajendra Singh
Assistant Registrar (Accounts)

BADDI UNIVERSITY OF EMERGING SCIENCES & TECHNOLOGY

SCHEDULE -4 RESTRICTED FUNDS

(Amount in Rs.)

PARTICULARS	FUNDS WISE BREAK UP				TOTAL	
	FUND AA	FUND BB	FUND CC	FUND DD	CURRENT YEAR	PREVIOUS YEAR
a) Opening balance of the funds						
b) Additions to the funds:						
donations/Grants						
Income from Investments made on account of funds						
accrued interest on investment of the funds						
Other additions (specify nature)						
TOTAL (a+b)	-	-	-	-	-	-
c) Utilisation/Expenditure towards objectives of funds						
Capital Expenditure						
-Fixed assets						
-Others						
TOTAL	-	-	-	-	-	-
Revenue Expenditure						
-salaries, Wages and allowances etc.						
-Rent						
-Other Administrative expenses						
TOTAL	-	-	-	-	-	-
TOTAL (c)	-	-	-	-	-	-
NET BALANCE AS AT THE YEAR -END (a+b-c)						

For Baddi University
of Emerging Sciences & Technology
Gaurav Ram Jhunjhunwala
Secretary, Sponsoring Body

Baddi University
of Emerging Sciences & Technology
Assistant Registrar (Academics)

BADDI UNIVERSITY OF EMERGING SCIENCES & TECHNOLOGY

SCHEDULE -5 LOANS/BORROWINGS

(Amount in Rs.)

SECURED LOANS

	CURRENT YEAR	PREVIOUS YEAR
1. Central Government	-	-
2. State Government(Specify)	-	-
3. Financial Institutions		
a) Term Loans	-	-
b) Interest accrued and due	-	-
4. Banks		
a) Term Loans	36,355,157	52,255,517
Interest accrued and due	-	-
b) Other Loans(specify)	-	-
Interest accrued and due	-	-
5. Other Institutions and Agencies	36,355,157	52,255,517
6. Debentures and Bonds	-	-
7. Others(specify)	-	-
Total	36,355,157	52,255,517
Note : Amounts Due Within One Year	10,233,014	15,035,722

For Baddi University
Of Emerging Sciences & Technology
Gaurav Ram Jhanjhanwala
Secretary, Sponsoring Body

Baddi University
of Emerging Sciences & Technology
Assistant Registrar (Accounts)

BADDI UNIVERSITY OF EMERGING SCIENCES & TECHNOLOGY

UNSECURED LOANS

(Amount in Rs.)

	CURRENT YEAR	PREVIOUS YEAR
1. Central Government	-	-
2. State Government(Specify)	-	-
3. Financial Institutions	-	-
4. Banks	-	-
a) Term Loans	-	-
b) Other Loans(specify)	-	-
5. Other Institutions and Agencies	-	-
6. Debentures and Bonds	-	-
7. Unsecured Loans from Others	67,288,515.00	64,600,562
7. Caution Money from Students	9,099,820.99	19,096,244
Total	76,388,335.99	83,696,806

For Baddi University
Of Emerging Sciences & Technology
Gaurav Ram Jhunjhunwala
Gaurav Ram Jhunjhunwala
Secretary, Sponsoring Body

Baddi University
of Emerging Sciences & Technology
Assistant Secretary (Accounts)
Assistant Secretary (Accounts)

BADDI UNIVERSITY OF EMERGING SCIENCES & TECHNOLOGY

(Amount in Rs.)

SCHEDULE - 6 CURRENT LAIBILITIES & PROVISIONS

A. CURRENT LIABILITIES	CURRENT YEAR		PREVIOUS YEAR	
1. Deposits from Staff	-	-	-	-
2. Deposits from Students	14,514,451	14,514,451	10,843,357	10,843,357
3. Sundry Creditors				
a) For goods and services	14,641,497		9,116,917	
b) Others	-	14,641,497	-	9,116,917
4. Advances Received	2,489,641	2,489,641	3,648,427	3,648,427
5. Interest accrued but not due on:				
a) Secured Loans/Borrowings	-		-	
b) Unsecured Loans/Borrowings	-	-	-	-
6. Statutory Liabilities(GPF, TDS, WC, TAX, CPF, GIS, NPS):				
a) Overdue	-		-	
b) Others	1,519,021	1,519,021	2,803,232	2,803,232
7. Other current Liabilities				
a) Salaries	14,175,451		4,315,471	
b) Receipts Against Sponsored Projects	-		-	
c) Receipts Against Sponsored Fellowships Projects	-		-	
d) Unutilised Grants	-		-	
e) Grants in advance	-		-	
f) Baddi International School	6,246,294		6,038,678	
g) Centre For Advance Studies in Engineering	18,093,347		18,093,347	
h) Other liabilities	139,772,352	178,287,444	138,966,982	167,414,478
TOTAL (A)		211,452,054		193,826,411

For Baddi University
Of Emerging Sciences & Technology
Gaurav Ram Jhurjhuwala
Secretary, Sponsoring Body

Baddi University
Of Emerging Sciences & Technology
Assistant
Professors

BADDI UNIVERSITY OF EMERGING SCIENCES & TECHNOLOGY

(Amount in Rs.)

SCHEDULE - 6 CURRENT LAIBILITIES & PROVISIONS

	CURRENT YEAR	PREVIOUS YEAR
B. PROVISIONS		
1. For Taxation		
2. Gratuity		
3. Superannuation/Pension		
4. Accumulated Leave Encashment		
5. Expenses payable	-	
6. Trade Warranties/claims		-
7. Others (specify)		
TOTAL(B)	-	-
TOTAL(A+B)	211,452,054	193,826,411

For Baddi University
of Emerging Sciences & Technology

Gautray Bani Dhunjunwala
Secretary, Sponsoring Body

Baddi University
of Emerging Sciences & Technology

Assistant Registrar (Accounts)

BADDI UNIVERSITY OF EMERGING SCIENCES & TECHNOLOGY

(Amount in Rs.)

List of Deposits From Students Forming Part of Schedule 6 of Current Liabilities

Particulars	CURRENT YEAR	PREVIOUS YEAR
Caution Money Payable in next 12 months	10,799,294	6,200,000
Alumni Fee	3,643,677	3,643,677
Magazine Fee	-	-
Uniform Fee	-	-
Advance Fee from Students	-	-
Emanation Techtest	71,480	999,680
Refundable Fee	14,514,451	10,843,357

List of Other Current Liabilities Forming Part of Schedule 6 of Current Liabilities

Particulars	CURRENT YEAR	PREVIOUS YEAR
AIDS Programme	12,500	10,000
O/D Limit From Punjab National Bank	118,094,828	118,337,427
Sundry Admission/ Hostel	775,637	283,571
Education Programme Cipla Foundation	-	810,000
Prabhandhatsav	15,120	(16,514)
Unnat Bharat Abhiyan	34,625	34,625
STAAD Pro	-	-
Survey Project JMS	-	-
H.P. Private Edu Institute Regu. Comm. (1%)	18,907,967	17,720,962
Security - Krishna Laundry	100,000	100,000
IBM NEW Training Programme	-	227,404
Security - Jet Sparkle Facility Management P. Ltd	100,000	100,000
Tata AIG Life Insurance	-	-
HP Council of Science & Tech	411,795	1,160,000
Security - ASMACS Skill development	125,000	125,000
Laundry Charges Payable	1,164,880	74,507
Audit Fees Payable	30,000	-
Cheque Issued but Not Presented	139,772,352	138,966,982

List of Bank Accounts Forming Part of Schedule 9 of Current Assets

Particulars	CURRENT YEAR	PREVIOUS YEAR
Punjab National Bank - 4131000100329723	10,061	3,962
Punjab National Bank - 4131000100369439	1,466,897	620,874
Punjab National Bank (HP Project) - 6364	411,795	1,189,717
State Bank Of India (BUEST)	631,865	53,068
State Bank of India (SBI Jyoti Power)	-	209,953
Punjab National Bank - 4131000100410858 (FDR)	10,449,147	12,969,765
		39,520
		2,117,094

For Baddi University
Of Emerging Sciences & Technology
Gaurav Ram Thakurwala
Secretary, Sponsoring Body

Baddi University
of Emerging Sciences & Technology
Assistant Registrar (Accounts)

BADDI UNIVERSITY OF EMERGING SCIENCES & TECHNOLOGY
SCHEDULE OF FIXED ASSETS AS AT MARCH 31, 2022

BLOCK	DEPRECIATION RATE	PARTICULARS	GROSS BLOCK				DEPRECIATION			NET BLOCK	
			Balance As At 01.04.21	Addition During The Year		Deduction During The Year	Total As on 31.03.2022	As At 01.04.21	During The Period	TOTAL	NET AS AT 31.03.2022
				Before 31.03.21	After 31.03.21						
BLOCK I	0%	Land	739,464	-	-	-	739,464	-	-	-	739,464
BLOCK I	2.4%	Building	582,633,686	-	-	-	582,633,686	120,349,570	11,002,362	131,351,932	451,281,754
BLOCK II	10%	FURNITURE & FIXTURE	30,743,300	83,275	80,139	-	18,696,126	1,216,852	19,914,978	10,991,736	12,045,174
BLOCK III	15%	MACHINERY AND PLANT	2,183,300	34,000	40,000	-	2,257,300	1,672,796	84,631	1,757,427	498,573
	15%	Air Conditioner	7,852,555	-	-	-	7,852,555	901,901	48,548	950,449	3,212,564
	15%	Electrical Fitting	2,542,552	26,806	-	-	2,569,358	386,175	5,798,612	2,086,325	2,323,644
	15%	Electrical Equipments	2,445,317	59,000	72,806	-	2,577,123	1,580,166	1,584,666	557,886	656,356
	15%	Television	24,464,275	446,748	512,220	-	25,423,243	1,397,976	17,245,272	8,177,971	8,616,979
	15%	Lab Equipment	2,535,890	-	-	-	2,535,890	50,216	2,116,262	434,107	498,949
	15%	Tom Set	427,481	-	-	-	427,481	30,817	291,165	21,942	167,133
	15%	Water Heater (Geyser)	2,166,117	-	70,256	-	2,236,373	1,735,486	42,434	539,707	39,675
	15%	Water Cooler/Refrigerator	64,605	-	-	-	64,605	20,881	33,724	39,675	39,675
	15%	Mobile Set	201,158	-	-	-	201,158	17,481	1,707,366	42,434	78,217
	15%	Biometric Attendance Machine	96,245	-	-	-	96,245	5,951	20,881	33,724	39,675
	15%	Sensors	6,621,250	-	-	-	6,621,250	2,614	5,076,819	1,816,977	1,816,977
	15%	Security Guard	444,389	-	-	-	444,389	272,546	235,711	80,678	94,915
	15%	Camera	281,025	-	83,059	-	364,084	10,166	133,513	167,098	167,098
	15%	Submersible Pump	55,935	-	-	-	55,935	172,465	145,494	218,664	34,351
	15%	Fax Machine	100,745	71,680	-	-	172,425	14,323	9,782	29,198	29,198
	15%	STD Machine	1,830	-	-	-	1,830	9,917	10,282	10,282	10,282
	15%	Welding Machine	478,412	-	-	-	478,412	307,219	32,154	14,502	17,179
	15%	Transformer	861,155	-	-	-	861,155	2,115	3,238	3,238	3,238
	15%	Fire Fighting Equipment	7,046,931	-	-	-	7,046,931	54,721	552,486	3,081,669	3,081,669
	15%	Fire Fighting Equipment	39,413	-	-	-	39,413	11,182	3,293,526	3,651,393	4,393,756
	15%	Workshop	38,156	-	-	-	38,156	11,654	32,817	6,596	7,762
	15%	Water Purifier	907,205	-	-	-	907,205	13,487	118,462	48,345	56,877
	15%	Nursing Equipment	228,843	-	43,660	-	272,503	77,705	148,708	42,157	7,119
	15%	Tower Ground	19,470	-	20,070	-	39,540	131,609	48,618	496,202	496,202
	15%	Football Ground	40,000	-	-	-	40,000	85,254	54,618	59,885	59,885
BLOCK IV	15%	VEHICLES	9,446,254	-	-	-	9,446,254	1,243,447	91,076	1,334,523	8,111,731
BLOCK V	40%	COMPUTERS	5,711,173	28,500	379,912	324,000	5,795,585	5,648,740	7,294,803	1,551,451	2,425,286
	40%	Computer Software	1,719,500	262,687	951,000	-	4,535,585	3,110,522	386,799	3,497,231	1,046,689
	40%	LED	1,834,583	-	-	-	1,834,583	108,794	1,812,441	1,600,146	48,428
	40%	Lab Top	1,834,583	-	26,280	-	1,860,863	1,108,459	98,067	1,668,440	2,134,728
	40%	UPS/Banking	514,812	-	-	-	514,812	67,179	13,681	1,668,440	3,43,981
	40%	Scanner	36,593	-	20,886	-	57,479	293,370	307,637	1,17,105	3,43,981
BLOCK VI	40%	Books	6,480,979	-	242,219	-	6,723,198	6,017,940	233,659	6,251,599	471,599
BLOCK VII	40%	Intangible Assets	712,623,118	2,064,205	2,297,250	924,000	716,743,573	210,194,702	17,051,122	227,245,824	489,497,649
Total (Rs.)			712,623,118	2,064,205	2,297,250	924,000	716,743,573	210,194,702	17,051,122	227,245,824	489,497,649

For Mittal Gird & Associates
Chartered Accountants

For Baddi University
Of Emerging Sciences & Technology
Secretary (Finance & Accounts)
Gaurav Ramesh Chandra
Secretary, Sponsoring Body

Baddi University
Of Emerging Sciences & Technology
Assistant Registrar
Rachita S

BADDI UNIVERSITY OF EMERGING SCIENCES & TECHNOLOGY

(Amount in Rs.)

SCHEDULE -8 INVESTMENTS

INVESTMENTS FROM EARMARKED/ENDOWMENTS FUNDS

	CURRENT YEAR	PREVIOUS YEAR
1. In Central Government Securities	-	-
2. In State Government Securities	-	-
3. Other approved Securities	-	-
4. Shares	-	-
5. Debentures and Bonds	-	-
6. Others (to be specified)	-	-
TOTAL	-	-

INVESTMENTS OTHERS

	CURRENT YEAR	PREVIOUS YEAR
1. In Central Government Securities	-	-
2. In State Government Securities	-	-
3. Other approved Securities	-	-
4. Shares	-	-
5. Debentures and Bonds	-	-
6. Advance for Land	-	-
TOTAL	-	-

For Baddi University
of Emerging Sciences & Technology
Gaurav Ram Jhunjhunwala
Secretary, Sponsoring Body

Baddi University
of Emerging Sciences & Technology
Assistant Registrar (Accounts)

BADDI UNIVERSITY OF EMERGING SCIENCES & TECHNOLOGY

SCHEDULE -9 CURRENT ASSETS

(Amount in Rs.)

	CURRENT YEAR	PREVIOUS YEAR
1. Stock:		
a) Stores and Spares	-	-
b) Loose Tools	-	-
c) Publications	-	-
2. Sundry Debtors:		
a) Debts Outstanding for a period exceeding six months	-	-
b) Others	36,512,021	43,763,585
3. Cash balances in hand (including cheques/drafts and imprest)	1,774,758	1,788,020
4. Banks Balances (to be further Classified as pertaining to earmarked fund or otherwise)		
a) With Scheduled Banks:		
-In Current Accounts		
-In term deposit Accounts		
-In Savings Accounts	12,969,765	2,117,094
b) With non-Scheduled Banks:		
-In Current Accounts		
-In term deposit Accounts		
-In Savings Accounts	-	-
5. Post Office - Savings Accounts	-	-
TOTAL	51,256,545	47,668,699

For Baddi University
Of Emerging Sciences & Technology
Gaurav Ram Jhurjhumwala
Secretary, Sponsoring Body

Baddi University
of Emerging Sciences & Technology
Naresh Kumar
Assistant Registrar (Accounts)

BADDI UNIVERSITY OF EMERGING SCIENCES & TECHNOLOGY
SCHEDULE -10 LOANS, ADVANCES & DEPOSITS

(Amount in Rs.)

	CURRENT YEAR	PREVIOUS YEAR
1. Advances to employees: (Non-interest bearing)		
a) Salary		
b) Festival		
c) TFC	-	-
d) Medical advance	-	-
e) Gratuity Award Deposited	-	-
e) Other (Imprest)	676,440	722,887
2. Long Term Advances to employees (Interest Bearing)		
a) Vehicle loan		
b) Home loan		
c) Other (To be specified)		
3. Advances and other amounts recoverable in cash or in kind or for value to be received:		
a) On capital accounts (Advance towards Land)	14,012,500	14,012,500
b) To Suppliers	4,997,009	4,900,974
c) Rent Receivable	603,436	680,594
d) Capital Goods	-	-
e) Others	-	-
4. Prepaid Expenses	19,612,945	19,594,468
a) Insurance		
b) Other expenses	34,655	18,743
5. Deposits		
a) Telephone	-	-
b) Lease Rent	5,500	5,500
c) Electricity	112,500	112,500
d) A/C E.T applicable	1,474,919	1,474,919
e) MCI, if applicable	-	-
f) PMKVY T1 - 2017-18	-	-
g) Others (to be specified)	-	-
6. Income accrued	162,350	155,550
a) On investments from Earmarked/Endowment Funds	1,755,269	1,748,469
b) On investments - Others		
c) On loans and advances		
d) Others (includes income due unrealized Rs.....)		
7. Others receivable		
a) Debit balance in Sponsored Projects	-	-
b) Debit balance in Fellowship & Scholarship	-	-
c) Grants Recoverable	-	-
d) TDS Recoverable	6,069	6,069
e) Preoperative Expenditures		
f) Unamortized Expenses	-	-
e) Other receivable	-	-
8. Claims Receivable	1,165	7,234
TOTAL	22,086,543	22,090,636

For Baddi University
 of Emerging Sciences & Technology
Gaurav Barmathunhwaia
 Secretary, Sponsoring Faculty

Baddi University
 of Emerging Sciences & Technology
Walle
 Assistant Registrar (Accounts)

BADDI UNIVERSITY OF EMERGING SCIENCES & TECHNOLOGY

SCHEDULE - 11 ACADEMIC RECEIPTS

FEE FROM STUDENTS	CURRENT YEAR	PREVIOUS YEAR
Academic		
1. Tuition fee	106,991,698.28	102,130,010
2. Admission fee		
3. Enrolment fee		
4. Library Admission fee		
5. Laboratory fee		
6. Art & Craft fee		
7. Registration fee	357,500	
8. Development Fee	1,940,000.00	4,380,000
9. Syllabus fee		
TOATAL(A)	109,289,198	106,510,010
Examinations		
1. Admission test fee		
2. Annual Examination fee	1,092,000	
3. Mark sheet ,certificate fee	1,000	
TOTAL(B)	1,093,000	
Other fee		
1. Identify card fee		
2. Fine/Miscellaneous fee	297,913	71,055
3. Medical Fee		
4. Transportation fee	1,099,689	
5. Hostel fee	31,090,330	
6. others	1,246,065.00	685,500
TOTAL(C)	33,733,997	756,555
Sale of publications		
1. Sale of syllabus and Question paper ,etc.		
2. Sale of prospectus including admission forms	579,250	-
TOTAL(D)	579,250	-
GRAND TOTAL (A+B+C+D)	144,695,445	107,266,565

For Baddi University
Of Emerging Sciences & Technology
Gaurav Barm Jhunjhunwala
Gaurav Barm Jhunjhunwala
Secretary, Sponsoring Body

Baddi University
of Emerging Sciences & Technology
Assistant Registrar
Assistant Registrar (Accounts)

BADDI UNIVERSITY OF EMERGING SCIENCES & TECHNOLOGY

SCHEDULE-12 GRANTS & DONATIONS (Irrevocable Grants Subsidies Received)

PARTICULARS	CURRENT YEAR	PREVIOUS YEAR
1. Central Government	-	-
2. In State Government	-	-
3. Government Agencies	-	-
4. Institution/Welfare Bodies	-	-
5. International Organizations	-	-
6. Other (Donations)	6,647,000	13,855,036
TOTAL	6,647,000	13,855,036

SCHEDULE-13 INCOME FROM INVESTMENTS

PARTICULARS	CURRENT YEAR	PREVIOUS YEAR
Investment from Earmarked/Endowment Fund		
1) Interest		
a) On Govt. Securities		
b) Other Bonds/debentures		
2) Income received		
a) Each Fund separately		
3) Income Accrued		
A) Each Fund separately		
4) Others (Specify)		
TOTAL	-	-
TRANSFERRED TO Earmarked/endowment funds		
PARTICULARS	CURRENT YEAR	PREVIOUS YEAR
Investment from Earmarked/Endowment Fund		
1) Interest		
a) On Govt. Securities		
b) Other Bonds/debentures		
2) Income received		
a) Each Fund separately		
3) Income Accrued		
A) Each Fund separately		
4) Others (Specify)		
TOTAL	-	-

For Baddi University
Of Emerging Sciences & Technology
Gaurav Ram Jhunjhunwala
Secretary, Sponsoring Body

Baddi University
Of Emerging Sciences & Technology
Wadhwa
Assistant Registrar (Accounts)

BADDI UNIVERSITY OF EMERGING SCIENCES & TECHNOLOGY

SCHEDULE-14 OTHER INCOME

PARTICULARS	CURRENT YEAR	PREVIOUS YEAR
A. Income from Land & Building		
1. Hostel Room Rent	754,478	-
2. License Fee		
3. Hire Charges of Auditorium/Play ground/Convention Centre etc	-	-
4. Electricity & Water charges		
TOTAL	754,478	-
B. Sale of Institute's publications		
C. Income from holding events		
1. Gross Receipts from annual function/Sports carnival	412,345	
Less: Direct expenditure incurred on the annual function/sports carnival		
2. Gross Receipts from fetes		
Less: Direct expenditure incurred on the fetes		
3. Gross Receipts for educational tours		
4. Others (to be specified and separately disclosed)		
TOTAL	412,345	-
D. Interest on term Deposit		
a) With Scheduled Banks		
b) With Non- Scheduled Banks		
c) With Institutions		
d) Others		
TOTAL	-	-
E. Interest on Savings Accounts :		
a) With Scheduled Banks		
b) With Non- Scheduled Banks	21,970	30,673
c) With Institutions		
d) Others	-	-
TOTAL	21,970	30,673

For Baddi University
of Emerging Sciences & Technology
Gaurav Ram Ahnjanwala
Secretary/ Sponsoring Body

Baddi University
of Emerging Sciences & Technology
Assistant Registrar (Accounts)

BADDI UNIVERSITY OF EMERGING SCIENCES & TECHNOLOGY

F. Interest On Loans:			
a) Employee/Staff			
b) Others			
TOTAL			
G. Interest on Debtors and Others Receivables			
H. Others			
1. Interest on TDS			
2. Bus Fares			372
3. Consultancy Income		6,000	-
4. Uniform Fee		-	-
5. Misc. Receipts		-	-
6. Profit on sale/ disposal of assets :		85,701	3,398,013
7. Write off		103,735	-
8. Students not registered		-	-
9. E. R.P. Charges		-	-
10. Thesis (phd.)		1,378,500.00	-
		120,000.00	-
TOTAL		1,693,936	3,398,385
GRAND TOTAL (A+B+C+D+E+F+G+H)		2,882,729	3,429,058

For Baddi University
Of Emerging Sciences & Technology
Gaurav Ram Jhanghriwala
Secretary, Sponsoring Body

Baddi University
of Emerging Sciences & Technology
Hardeep Singh
Assistant Registrar (Accounts)

BADDI UNIVERSITY OF EMERGING SCIENCES & TECHNOLOGY

SCHEDULE-15 STAFF PAYMENTS & BENEFITS

PARTICULARS	CURRENT YEAR	PREVIOUS YEAR
a)Salaries and wages	55,287,927	41,808,853
b)Allowances and Bonus		
c)Contribution to Provident Fund	1,286,957	825,482
d)Contribution to ESI	804,189	342,603
e)Staff Welfare Expenses	177,003	29,077
f)Retirement and terminal Benefits	874,700	683,347
g)LTC Facility		
h)Medical Facility	7,633	8,527
i)Children Education Allowance		
j)Honorarium	216,930	61,090
k)TA/DA expenses		
l)Interest on Esic & EPF	-	-
m)Others (specify)	624,989	-
TOTAL	59,280,328	43,758,979

SCHEDULE-16 ACADEMIC EXPENSES

PARTICULARS	CURRENT YEAR	PREVIOUS YEAR
a) Laboratory expenses	155,812	-
b) Field work/Participation		
c) Seminar/Workshop/Conference		
d) Payments to visiting faculty		
e) Examination	210,197	95,625
f) Students Welfare Expenses	866,470	6,108,163
g) Admission Expenses		
h) Convocation	-	-
i) Publications		
j) Stipend/Means-cum-merit scholarship	362,500	
k) Subscription	305,330	
l) Others (specify)		
TOTAL	1,900,309	6,203,788

For Baddi University
of Emerging Sciences & Technology
Gaurav Kumar K.S.
Gaurav Barm Jhunjhunwala
Secretary, Sponsoring Body

Baddi University
of Emerging Sciences & Technology
Basella E
Assistant Registrar (Accounts)

BADDI UNIVERSITY OF EMERGING SCIENCES & TECHNOLOGY

SCHEDULE-17 ADMINISTRATIVE AND GENERAL EXPENSES

PARTICULARS	CURRENT YEAR	PREVIOUS YEAR
a) Electricity and power	1,717,006	366,338
b) Water charges		
c) Insurance	272,216	509,237
d) Rent, Rates and Taxes (including property tax)	1,036,934	835,929
e) Postage & Telegram	89,875	84,325
f) Telephone and Internet Charges	1,185,974	924,654
g) Printing and Stationary	586,863	255,263
h) Travelling and Conveyance Expenses	1,568,926	742,366
i) Expenses on seminar/workshops	489	21,390
j) Hospitality / Hostel Expenses	6,941,456	226,604
k) Genset Expense	422,841	181,179
l) Professional Charges	344,020	203,750
m) Advertisement and Publicity	9,761,724	5,335,162
n) Magazines & Journals	149,758	-
o) Office & Other Expenses	690,196	412,232
p) Loading & Unloading	-	71,264
q) Security Expenses	91,350	79,296
r) Depreciation	17,051,222.00	17,818,250.00
s) Training & Placement Expenses	163,619.00	36,648.00
t) Interest on TDS	359,536.00	157,924.00
u) Rent Expenses	126,000.00	123,480.00
v) Amortisation of expenses	-	-
w) Vice Chancellor Meet 2022	135,863.00	-
x) Discount Group	15,038,587	-
y) Others (specify)	4,185,517	-
TOTAL	61,919,972	28,385,291

SCHEDULE-18 TRANSPORTATION EXPENSES

PARTICULARS	CURRENT YEAR	PREVIOUS YEAR
1. Vehicles (Owned by educational institution)		
a) Running Expenses		
b) Repairs & Maintenance	7,118,258	2,198,226
c) Insurance expenses		
2. Vehicles taken on rent/lease		
a) Rent/lease expenses		
TOTAL	7,118,258	2,198,226

For Baddi University
Gaurav Ram Jha
Secretary, Sponsoring Body

Baddi University
of Emerging Sciences & Technology
Assistant Registrar (Accounts)

BADDI UNIVERSITY OF EMERGING SCIENCES & TECHNOLOGY

SCHEDULE-19 REPAIRS AND MAINTENANCE

PARTICULARS	CURRENT YEAR	PREVIOUS YEAR
a) Building	933,033	-
b) Furniture & Fixture	-	-
c) Plant & Machinery	-	-
d) Office Equipments	-	-
e) Cleaning Material & Services	-	-
f) Others (specify)	3,667,448	3,823,579
TOTAL	4,600,481	3,823,579

SCHEDULE-20 FINANCE COSTS

PARTICULARS	CURRENT YEAR	PREVIOUS YEAR
a) Interest on fixed loans	-	-
b) Interest on other loans	22,444,941	22,418,435
c) Bank Charges	217,115	578,512
d) Other(specify)	-	-
TOTAL	22,662,057	22,996,947

SCHEDULE-21 OTHER EXPENSES

PARTICULARS	CURRENT YEAR	PREVIOUS YEAR
a) Provision for Bad and doubtful debts/Advances		
b) Irrecoverable Balances Written -off	246,063	7,084,491
c) Pre-operative Expenses W/off	270,535	6,360,937
d) Others (specify)		
TOTAL	516,598	13,445,428

For Baddi University
Of Emerging Sciences & Technology
Gaurav Ram Jha
Gaurav Ram Jha
Secretary, Sponsoring Body

Baddi University
of Emerging Sciences & Technology
Paola S
Paola S
Assistant Registrar (Accounts)

BADDI UNIVERSITY OF EMERGING SCIENCES & TECHNOLOGY

(Amount in Rs.)

SCHEDULE -1 CORPUS

PARTICULARS	CURRENT YEAR	PREVIOUS YEAR
Balance as at the beginning of the year	115,242,598	115,242,598
Add: Contribution/Donations towards Corpus	-	-
Deduct: Asset written off during the year created out of corpus	-	-
BALANCE AT THE YEAR END	115,242,598	115,242,598.00

SCHEDULE -2 GENERAL FUND

PARTICULARS	CURRENT YEAR	PREVIOUS YEAR
Balance as at the beginning of the year	154,828,188	158,601,015
Add: Contribution towards General Fund	-	-
Add: Depreciation Reversal	-	-
Add/(Deduct): Balance of net income/(expenditure) transferred from the Income and Expenditure account	(18,201,139)	(3,772,827)
BALANCE AT THE YEAR END	136,627,049	154,828,188

SCHEDULE-3 DESIGNATED/FARMARKED FUNDS

PARTICULARS	FUNDS WISE BREAK UP				TOTAL	
	FUND AA	FUND BB	FUND CC	FUND DD	CURRENT YEAR	PREVIOUS YEAR
a) Opening balance of the funds						
b) Additions to the funds:						
donations/Grants						
income from investments made of the funds						
accrued interest on investment of the funds						
Other additions (specify nature)						
TOTAL(a+b)	-	-	-	-	-	-
c) Utilisation/Expenditure towards objectives of funds						
Capital Expenditure						
-Fixed assets						
-Others						
TOTAL	-	-	-	-	-	-
Revenue Expenditure						
-salaries, Wages and allowances etc.						
-Rent						
-Other Administrative expenses						
TOTAL	-	-	-	-	-	-
TOTAL(c)	-	-	-	-	-	-
NET BALANCE AS AT THE YEAR -END(a+b-c)	-	-	-	-	-	-



✓ Garg & Associates

Badly S

BADDI UNIVERSITY OF EMERGING SCIENCES & TECHNOLOGY

(Amount in Rs.)

SCHEDULE -4 RESTRICTED FUNDS

PARTICULARS	FUNDS WISE BREAK UP				TOTAL	
	FUND AA	FUND BB	FUND CC	FUND DD	CURRENT YEAR	PREVIOUS YEAR
a) Opening balance of the funds						
b) Additions to the funds:						
donations/Grants						
income from investments made on account of funds						
accrued interest on investment of the funds						
Other additions (specify nature)						
TOTAL (a+b)	-	-	-	-	-	-
c) Utilisation/Expenditure towards objectives of funds						
Capital Expenditure						
-Fixed assets						
-Others						
TOTAL	-	-	-	-	-	-
Revenue Expenditure						
-salaries, wages and allowances etc.						
-Rent						
-Other Administrative expenses						
TOTAL	-	-	-	-	-	-
TOTAL (c)	-	-	-	-	-	-
NET BALANCE AS AT THE YEAR -END (a+b-c)						



Kamran RS


Radley S

BADDI UNIVERSITY OF EMERGING SCIENCES & TECHNOLOGY
INCOME AND EXPENDITURE ACCOUNT FOR THE PERIOD/YEAR ENDED MARCH 31, 2023

(Amount in Rs.)


PARTICULARS	SCHEDULE	CURRENT YEAR					PREVIOUS YEAR
		Unrestricted Funds			Restricted Fund	Total	Total
		Corpus	Designated Fund	General Fund			
INCOME							
Academic Receipts	11	-	-	166,279,247	-	166,279,247	144,695,445
Grants & Donations	12	-	-	5,200,000	-	5,200,000	6,647,000
Income From Investments	13	-	-	-	-	-	-
Other Incomes	14	-	-	4,857,604	-	4,857,604	2,882,729
TOTAL(A)		-	-	176,336,851	-	176,336,851	154,225,175
EXPENDITURE							
Staff Payments & Benefits	15	-	-	77,561,294	-	77,561,294	59,280,328
Academic Expenses	16	-	-	3,017,393	-	3,017,393	1,900,309
Administrative and General Expenses	17	-	-	77,465,752	-	77,465,752	61,919,972
Transportation Expenses	18	-	-	8,903,263	-	8,903,263	7,118,258
Repairs & Maintenance	19	-	-	5,324,985	-	5,324,985	4,600,481
Finance Costs	20	-	-	21,967,377	-	21,967,377	22,662,057
Other Expenses	21	-	-	297,926	-	297,926	516,598
TOTAL(B)		-	-	194,537,989	-	194,537,989	157,998,002
Balance being excess of Income over Expenditure (A-B)		-	-	(18,201,139)	-	(18,201,139)	(3,772,827)
Transfer to/from Designated fund		-	-	-	-	-	-
- Building fund		-	-	-	-	-	-
- Other (specify)		-	-	-	-	-	-
Balance Being Surplus (Deficit) Carried to General Fund		-	-	(18,201,139)	-	(18,201,139)	(3,772,827)
Notes On Accounts	22						

Notes forming part of accounts
As per audit report of even date attached
For Mittal Geel & Associates
Chartered Accountants

(Amit Mittal)
Partner


Place : Baddi
Date : 31/10/2023

For Baddi University Of Emerging Sciences & Technology


Gaurav Ram Jhunjhunwala
Secretary (Sponsoring Body)


Rajesh Sharma
Assistant Registrar (Accounts)

ten year from the date of completion of construction on the said site

BADDI UNIVERSITY OF EMERGING SCIENCES & TECHNOLOGY
BALANCE SHEET AS AT MARCH 31, 2023

Amount in Rs.			
SOURCES OF FUNDS	SCHEDULE	CURRENT YEAR	PREVIOUS YEAR
UNRESTRICTED FUNDS			
Corpus	1	115,242,598	115,242,598
General Fund	2	136,627,049	154,828,188
Designated / Earmarked Funds	3	-	-
RESTRICTED FUNDS	4	-	-
LOANS/BORROWINGS	5		
Secured		139,688,680	36,355,157
Unsecured		93,057,832	76,388,336
CURRENT LIABILITIES & PROVISIONS	6	93,484,914	211,452,054
TOTAL		578,101,073	594,266,333
APPLICATION OF FUNDS			
FIXED ASSETS			
Tangible Assets	7	482,834,444	489,497,649
Intangible Assets		-	-
Capital Work In -Progress		31,425,596	31,425,596
INVESTMENTS	8	-	-
Long term		-	-
Short term		-	-
CURRENT ASSETS	9	40,164,660	51,256,545
LOANS, ADVANCES & DEPOSITS	10	23,676,373	22,086,543
TOTAL		578,101,073	594,266,333
NOTES TO ACCOUNTS	22		

Notes forming part of accounts
As per audit report of even date attached
For Mittal Gopal & Associates
Chartered Accountants

(Amit Mittal)
Partner

Place : Baddi
Date : 31/10/2023

For Baddi University Of Emerging Sciences & Technology

Gaurav Ram Jhunjhunwala
Secretary (Sponsoring Body)

Rachne Sharma
Assistant Registrar (Accounts)

Signed by the said Bdn. Ldr.

29.10.24

BADDI UNIVERSITY OF EMERGING SCIENCES & TECHNOLOGY

(Amount in Rs.)

SCHEDULE -5 LOANS/BORROWINGS

SECURED LOANS

	CURRENT YEAR		PREVIOUS YEAR	
1. Central Government		-		-
2. State Government (Specify)		-		-
3. Financial Institutions				
a) Term Loans		-		-
b) Interest accrued and due		-		-
4. Banks				
a) Term Loans	139,688,680		36,355,157	
b) Interest accrued and due		-		-
b) Other Loans (specify)	-			-
Interest accrued and due	-	139,688,680	-	36,355,157
5. Other Institutions and Agencies		-		-
6. Debentures and Bonds		-		-
7. Others (specify)		-		-
Total		139,688,680		36,355,157

UNSECURED LOANS

	CURRENT YEAR		PREVIOUS YEAR	
1. Central Government	-	-	-	-
2. State Government (Specify)	-	-	-	-
3. Financial Institutions	-	-	-	-
4. Banks				
a) Term Loans	-	-	-	-
b) Other Loans (specify)	-	-	-	-
5. Other Institutions and Agencies		-		-
6. Debentures and Bonds		-		-
7. Unsecured Loans from Others	82,783,989			67,288,515.00
7. Caution Money from Students	10,273,843			9,099,820.99
Total		93,057,832.00		76,388,335.99



Gantman RS

Radhu S

BADDI UNIVERSITY OF EMERGING SCIENCES & TECHNOLOGY

(Amount in Rs.)

SCHEDULE -6 CURRENT LAIBILITIES & PROVISIONS

	CURRENT YEAR		PREVIOUS YEAR	
A. CURRENT LIABILITIES				
1. Deposits from Staff	-	-	-	-
2. Deposits from Students	7,440,750	7,440,750	14,514,451	14,514,451
3. Sundry Creditors				
a) For goods and services	10,929,722		14,641,497	
b) Others	-	10,929,722	-	14,641,497
4. Advances Received	1,673,278	1,673,278	2,489,641	2,489,641
5. Interest accrued but not due on:				
a) Secured Loans/Borrowings	-	-	-	-
b) Unsecured Loans/Borrowings	-	-	-	-
6. Statutory Liabilities (GPF, TDS, WC, TAX, CPF, GIS, NPS):				
a) Overdue	-	-	-	-
b) Others	2,014,320	2,014,320	1,519,021	1,519,021
7. Other current Liabilities				
a) Salaries	13,468,901		14,175,451	
b) Receipts Against Sponsored Projects	-	-	-	-
c) Receipts Against Sponsored Fellowships Projects	-	-	-	-
d) Unutilised Grants	-	-	-	-
e) Grants in advance	-	-	-	-
f) Baddi International School	12,512,807		6,246,294	
g) Centre For Advance Studies in Engineering	18,093,347		18,093,347	
h) Other liabilities	27,351,790	71,426,845	139,772,352	178,287,444
TOTAL (A)		93,484,914		211,452,054
B. PROVISIONS				
1. For Taxation				
2. Gratuity				
3. Superannuation/Pension				
4. Accumulated Leave Encashment				
5. Expenses payable	-	-	-	-
6. Trade Warranties/claims				
7. Others (specify)				
TOTAL (B)				
TOTAL (A+B)		93,484,914		211,452,054



Chandigarh

Rachin

BADDI UNIVERSITY OF EMERGING SCIENCES & TECHNOLOGY

(Amount in Rs.)

List of Deposits From Students Forming Part of Schedule 6 of Current Liabilities

Particulars	CURRENT YEAR		PREVIOUS YEAR	
Caution Money Payable in next 12 months	3,710,000		10,799,294	
Alumni Fee	3,643,677		3,643,677	
Magazine Fee	-		-	
Uniform Fee				
Advance Fee from Students	87,073			
Emanation Techfest			71,480	
Refundable Fee		7,440,750	-	14,514,451

List of Other Current Liabilities Forming Part of Schedule 6 of Current Liabilities

Particulars	CURRENT YEAR		PREVIOUS YEAR	
AIDS Programme	15,000		12,500	
O/D Limit From Punjab National Bank	-		-	
Sundry Admission/ Hostel	1,108,045		775,637	
Education Programme Cipla Foundation			-	
Prabhandhotsav			15,120	
Unnat Bharat Abhiyan	34,625		34,625	
STAAD Pro				
Survey Project IMS				
H.P. Private Edu Institute Regu. Comm. (1%)	20,305,234		18,907,967	
Security - Krishna Laundry			100,000	
IBM NEW Training Programme			-	
Security - Jet Sparkle Facility Management P. Ltd.			100,000	
Tata AIG Life Insurance				
HP Council of Science & Tech	4,631		411,795	
Security - ASMACS Skill development			125,000	
Laundry Charges Payable	1,713,660		1,164,880	
Audit Fees Payable	55,000		30,000	
Cheque Issued but Not Presented	4,115,596	27,351,790	-	21,677,524



Gaurav B3

Loelly S

BADDI UNIVERSITY OF EMERGING SCIENCES & TECHNOLOGY

(Amount in Rs.)

List of Bank Accounts Forming Part of Schedule 9 of Current Assets

Particulars	CURRENT YEAR		PREVIOUS YEAR	
Punjab National Bank - 4131000100329723			10,061	
Punjab National Bank - 4131000100369439	625,344		1,466,897	
Punjab National Bank (HP Project) - 6364	4,457		411,795	
State Bank Of India (BUEST)	812,030		631,865	
State Bank of India (SBI Jyoti Power)	-		-	
Punjab National Bank - 4131000100410858 (FDR)		1,441,831	10,449,147	12,969,765



Ganesh B3

Boelly S

BADDI UNIVERSITY OF EMERGING SCIENCES & TECHNOLOGY

(Amount in Rs.)

SCHEDULE -8 INVESTMENTS**INVESTMENTS FROM EARMARKED/ENDOWMENTS FUNDS**

	CURRENT YEAR	PREVIOUS YEAR
1. In Central Government Securities	-	-
2. In State Government Securities	-	-
3. Other approved Securities	-	-
4. Shares	-	-
5. Debentures and Bonds	-	-
6. Others (to be specified)	-	-
TOTAL	-	-

INVESTMENTS OTHERS

	CURRENT YEAR	PREVIOUS YEAR
1. In Central Government Securities	-	-
2. In State Government Securities	-	-
3. Other approved Securities	-	-
4. Shares	-	-
5. Debentures and Bonds	-	-
6. Advance for Land	-	-
TOTAL	-	-



Chandigarh

Rachly S

BADDI UNIVERSITY OF EMERGING SCIENCES & TECHNOLOGY

(Amount in Rs.)

SCHEDULE -9 CURRENT ASSETS

	CURRENT YEAR	PREVIOUS YEAR
1. Stock:		
a) Stores and Spares	-	-
b) Loose Tools	-	-
c) Publications	-	-
2. Sundry Debtors:		
a) Debts Outstanding for a period exceeding six months	-	-
b) Others	36,456,006	36,512,021
3. Cash balances in hand (including cheques/drafts and imprest)	2,266,823	1,774,758
4. Banks Balances (to be further Classified as pertaining to earmarked fund or otherwise)		
a) With Scheduled Banks:		
- In Current Accounts		
- In term deposit Accounts		
- In Savings Accounts	1,441,831	12,969,765
b) With non-Scheduled Banks:		
- In Current Accounts		
- In term deposit Accounts		
- In Savings Accounts	-	-
5. Post Office - Savings Accounts	-	-
TOTAL	40,164,660	51,256,545



Gaurav K

Rachna S

BADDI UNIVERSITY OF EMERGING SCIENCES & TECHNOLOGY

(Amount in Rs.)

SCHEDULE -10 LOANS, ADVANCES & DEPOSITS

	CURRENT YEAR		PREVIOUS YEAR	
1. Advances to employees: (Non-interest bearing)				
a) Salary				
b) Festival	-		-	
c) LTC	-		-	
d) Medical advance			-	
e) Gratuity Award Deposited			-	
e) Other (Imprest)	891,847	891,847	676,440	676,440
2. Long Term Advances to employee: (Interest Bearing)				
a) Vehicle loan				
b) Home loan				
c) Other (to be specified)				
3. Advances and other amounts recoverable in cash or in kind or for value to be received:				
a) On capital accounts (Advance towards Land)	14,012,500		14,012,500	
b) to Suppliers	5,878,345		4,997,009	
c) Rent Receivable	635,175		603,436	
d) Capital Goods			-	
e) Others		20,526,020	-	19,612,945
4. Prepaid Expenses				
a) Insurance	54,561		34,655	
b) Other expenses		54,561	-	34,655
5. Deposits				
a) Telephone	5,500		5,500	
b) Lease Rent	112,500		112,500	
c) Electricity	1,474,919		1,474,919	
d) AICTE, if applicable			-	
e) MCI, if applicable			-	
f) PMKVY TI - 2017-18			-	
g) Others (to be specified)	162,350	1,755,269	162,350	1,755,269
6. Income accrued:				
a) On Investments from Earmarked/Endowment Funds				
b) On investments - Others				
c) On Loans and advances				
d) Others (includes income due unrealized-Rs.....)				



Ganesh

Rachna S

BADDI UNIVERSITY OF EMERGING SCIENCES & TECHNOLOGY

(Amount in Rs.)

SCHEDULE -10 LOANS, ADVANCES & DEPOSITS

	CURRENT YEAR		PREVIOUS YEAR	
7. Others receivable				
a) Debit balance in Sponsored Projects			-	
b) Debit balances in fellowship & Scholarship			-	
c) Grants Recoverable			6,069	
d) TDS Recoverable	26,455		-	
e) Preoperative Expenditures			-	
f) Unamortized Expenses	313,465	339,920	1,165	7,234
e) Other receivable				
8. Claims Receivable				
9. Cheque Received not Cleared in Bank	108,756	108,756		
TOTAL		23,676,373		22,086,543



Grant received

Raele S

BADDI UNIVERSITY OF EMERGING SCIENCES & TECHNOLOGY

SCHEDULE - 11 ACADEMIC RECEIPTS

	CURRENT YEAR	PREVIOUS YEAR
FEE FROM STUDENTS		
Academic		
1. Tuition fee	129,302,249.00	106,991,698.28
2. Admission fee		
3. Enrolment fee		
4. Library Admission fee		
5. Laboratory fee		
6. Art & Craft fee	242,500	357,500
7. Registration fee	40,000.00	1,940,000.00
8. Development Fee		
9. Syllabus fee		
TOATAL(A)	129,584,749	109,289,198
Examinations		
1. Admission test fee		
2. Annual Examination fee	2,185,000	1,092,000
3. Mark sheet ,certificate fee		1,000
TOTAL(B)	2,185,000	1,093,000
Other fee		
1. Identify card fee		
2. Fine/Miscellaneous fee	594,349	297,913
3. Medical Fee		
4. Transportation fee	2,609,347	1,099,689
5. Hostel fee	29,481,315	31,090,330
6. others	1,101,177.00	1,246,065.00
TOTAL(C)	33,786,188	33,733,997
Sale of publications		
1. Sale of syllabus and Question paper ,etc.	1,545	
2. Sale of prospectus including admission forms	721,765	579,250
TOTAL(D)	723,310	579,250
GRAND TOTAL (A+B+C+D)	166,279,247	144,695,445



Gautam K3

Rachin S

BADDI UNIVERSITY OF EMERGING SCIENCES & TECHNOLOGY

SCHEDULE-12 GRANTS & DONATIONS (Irrevocable Grants Subsidies Received)

PARTICULARS	CURRENT YEAR	PREVIOUS YEAR
1. Central Government	-	-
2. In State Government	-	-
3. Government Agencies	-	-
4. Institution/Welfare Bodies	-	-
5. International Organizations	5,200,000	6,647,000
6. Other (Donations)	-	-
TOTAL	5,200,000	6,647,000

SCHEDULE-13 INCOME FROM INVESTMENTS

PARTICULARS	CURRENT YEAR	PREVIOUS YEAR
Investment from Earmarked/Endowment Fund		
1) Interest		
a) On Govt. Securities		
b) Other Bonds/debentures		
2) Income received		
a) Each Fund separately		
3) Income Accrued		
A) Each Fund separately		
4) Others (Specify)		
TOTAL	-	-
TRANSFERRED TO Earmarked/endowment funds		
PARTICULARS	CURRENT YEAR	PREVIOUS YEAR
Investment from Earmarked/Endowment Fund		
1) Interest		
a) On Govt. Securities		
b) Other Bonds/debentures		
2) Income received		
a) Each Fund separately		
3) Income Accrued		
A) Each Fund separately		
4) Others (Specify)		
TOTAL	-	-



Gurpreet Singh

Rachna S

BADDI UNIVERSITY OF EMERGING SCIENCES & TECHNOLOGY

SCHEDULE-14 OTHER INCOME

PARTICULARS	CURRENT YEAR	PREVIOUS YEAR
A. Income from Land & Building		
1.Hostel Room Rent	1,106,606	754,478
2.License fee	-	-
3.Hire Charges of Auditorium/Play ground/Convention Centre.etc	-	-
4.Electricity & Water charges	1,106,606	754,478
TOTAL		
B.Sale of Institute's publications		
C.Income from holding events		
1.Gross Receipts from annual function/Sports carnival	738,135	412,345
Less: Direct expenditure incurred on the annual function/sports carnival		
2.Gross Receipts from fetes		
Less: Direct expenditure incurred on the fetes		
3.Gross Receipts for educational tours		
4.Others (to be specified and separately disclosed)	183,792	
TOTAL	921,927	412,345
D.Interest on term Deposit		
a)With Scheduled Banks	-	-
b)With Non- Scheduled Banks		
c)With Institutions		
d)Others		
TOTAL	-	-
E.Interest on Savings Accounts :		
a)With Scheduled Banks	62,004	21,970
b)With Non- Scheduled Banks		
c)With Institutions		
d)Others	-	-
TOTAL	62,004	21,970
F.Interest On Loans:		
a) Employee/Staff		
b) Others	-	-
TOTAL	-	-



hansraj

Rachin S

ten year from the date of completion of construction on the said site.

BADDI UNIVERSITY OF EMERGING SCIENCES & TECHNOLOGY

G. Interest on Debtors and Others Receivables		
H. Others		
1. Interest on TDS		-
2. Bus Fares	12,480	6,000
3. Consultancy income	26,850	-
4. Uniform Fee		-
5. Misc. Receipts	489,557	85,701
6. Profit on sale/ disposal of assets :		103,735
7. Write off	78,680	-
8. Students not registered		-
9. E.R.P. Charges	2,159,500.00	1,378,500.00
10. Thesis (phd.)		120,000.00
TOTAL	2,767,067	1,693,936
GRAND TOTAL (A+B+C+D+E+F+G+H)	4,857,604	2,882,729



Handwritten signature/initials

Handwritten signature/initials

BADDI UNIVERSITY OF EMERGING SCIENCES & TECHNOLOGY

SCHEDULE-15 STAFF PAYMENTS & BENEFITS

PARTICULARS	CURRENT YEAR	PREVIOUS YEAR
a)Salaries and wages	71,340,993	55,287,927
b)Allowances and Bonus		
c)Contribution to Provident Fund	2,602,583	1,286,957
d)Contribution to ESI	961,370	804,189
e)Staff Welfare Expenses	56,814	177,003
f)Retirement and terminal Benefits	1,502,118	874,700
g)LTC Facility		
h)Medical Facility	20,047	7,633
i)Children Education Allowance		
j)Honorarium	373,681	216,930
k)TA/DA expenses		
l)Interest on Esic & EPF		-
m)Others (specify)	703,688	624,989
TOTAL	77,561,294	59,280,328

SCHEDULE-16 ACADEMIC EXPENSES

PARTICULARS	CURRENT YEAR	PREVIOUS YEAR
a) Laboratory expenses	1,205,625	155,812
b) Field work/Participation		
c) Seminar/Workshop/Conference		
d) Payments to visiting faculty		
e) Examination	590,243	210,197
f) Students Welfare Expenses	903,875	866,470
g) Admission Expenses		
h) Convocation		
i) Publications		362,500
j) Stipend/Merit-cum-merit scholarship		
k) Subscription	317,650	305,330
l) Others (specify)		
TOTAL	3,017,393	1,900,309



Amrinder B3

Rachin S

BADDI UNIVERSITY OF EMERGING SCIENCES & TECHNOLOGY

SCHEDULE-17 ADMINISTRATIVE AND GENERAL EXPENSES

PARTICULARS	CURRENT YEAR	PREVIOUS YEAR
a) Electricity and power	1,391,004	1,717,006
b) Water charges		
c) Insurance	719,066	272,216
d) Rent, Rates and Taxes (including property tax)	2,594,468	1,036,934
e) Postage & Telegram	63,831	89,875
f) Telephone and Internet Charges	1,431,067	1,185,974
g) Printing and Stationary	702,697	586,863
h) Travelling and Conveyance Expenses	1,037,474	1,568,926
i) Expenses on seminar/workshops	327,085	489
j) Hospitality / Hostel Expenses	11,384,594	6,941,456
k) Genset Expense	600,783	422,841
l) Professional Charges	474,200	344,020
m) Advertisement and Publicity	11,290,437	9,761,724
n) Magazines & Journals	397,861	149,758
o) Office & Other Expenses	455,326	690,196
p) Loading & Unloading	42,350	-
q) Security Expenses	1,811,022	91,350
r) Depreciation	17,268,880.00	17,051,222.00
Training & Placement Expenses	518,383.00	163,619.00
s) Interest on TDS	209,700.00	359,536.00
u) Rent Expenses	126,000.00	126,000.00
v) Amortisation of expenses		-
w) Vice Chancellor Meet 2022		135,863.00
x) Discount Group	20,160,399	15,038,587
y) Others (specify)	4,459,126	4,185,517
TOTAL	77,465,752	61,919,972

SCHEDULE-18 TRANSPORTATION EXPENSES

PARTICULARS	CURRENT YEAR	PREVIOUS YEAR
1. Vehicles (owned by educational institution)		
a) Running Expenses	8,903,263	7,118,258
b) Repairs & Maintenance		
c) Insurance expenses		
2. Vehicles taken on rent/lease		
a) Rent/lease expenses		
TOTAL	8,903,263	7,118,258



Handwritten signature/initials in blue ink.

Handwritten signature/initials in blue ink.

BADDI UNIVERSITY OF EMERGING SCIENCES & TECHNOLOGY

SCHEDULE-19 REPAIRS AND MAINTENANCE

PARTICULARS	CURRENT YEAR	PREVIOUS YEAR
a) Building	1,229,812	933,033
b) Furniture & Fixture	-	-
c) Plant & Machinery	-	-
d) Office Equipments	-	-
e) Cleaning Material & Services	-	-
f) Others (specify)	4,095,173	3,667,448
TOTAL	5,324,985	4,600,481

SCHEDULE-20 FINANCE COSTS

PARTICULARS	CURRENT YEAR	PREVIOUS YEAR
a) Interest on fixed loans	-	-
b) Interest on other loans	21,346,785	22,444,941
c) Bank Charges	620,592	217,115
d) Other(specify)	-	-
TOTAL	21,967,377	22,662,057

SCHEDULE-21 OTHER EXPENSES

PARTICULARS	CURRENT YEAR	PREVIOUS YEAR
a) Provision for Bad and doubtful debts/Advances	-	-
b) Irrecoverable Balances Written -off	-	246,063
c) Pre-operative Expenses W/off	-	-
d) Others (specify)	297,925	270,535
TOTAL	297,925	516,598



Harman B3

Naresh S

BADDI UNIVERSITY OF EMERGING SCIENCES & TECHNOLOGY
SCHEDULE OF FIXED ASSETS AS AT MARCH 31, 2023

RATE OF DEPRECIATION	PARTICULARS	GROSS BLOCK				DEPRECIATION				NET BLOCK	
		Balance	Addition During The Year		Deduction	Total	As At 01.04.22	During The Period	TOTAL	As At 31.03.2023	As At 31.03.22
		As At 01.04.22	Before 30.09.22	After 30.09.22		As on 31.03.2023					
0%	Land	739,464	-	-	-	739,464	-	-	-	739,464	739,464
2.4%	Buildings	582,633,686	-	-	-	582,633,686	131,351,932	16,740,506	142,092,438	440,541,248	451,281,754
2.4%	Road & Land Scapping	-	-	295,000	-	295,000	-	3,511	-	291,489	-
10%	FURNITURE & FIXTURE	30,566,114	229,868	49,544	-	31,145,526	19,914,978	1,124,032	21,039,010	10,146,556	10,991,786
15%	MACHINERY AND PLANT	2,257,000	-	62,304	-	2,194,696	1,797,427	74,936	1,872,363	424,337	499,573
15%	Computer	1,225,655	279,125	1,187,859	-	1,467,984	950,449	45,939	996,388	291,171	276,136
15%	Electricity Fitting	7,885,937	25,137	6,163,247	-	8,174,321	5,799,121	3,827	5,802,948	2,371,370	2,371,370
15%	Electrical Equipments	2,642,552	218,105	50,872	-	2,861,529	1,294,566	1,847	1,296,413	1,565,116	1,565,116
15%	Television	87,509	-	-	-	87,509	17,751,666	1,251	18,752,317	97,389	802,874
15%	Lab Equipment	25,327,260	132,800	278,670	-	25,738,730	17,751,666	1,251	18,752,317	7,912,413	14,343
15%	Bank	1,038,717	-	-	-	1,038,717	2,111,782	80,431	2,192,213	456,774	424,107
15%	Water Cooler (Capex)	2,160,117	134,715	76,228	-	2,371,060	1,796,366	89,020	1,885,386	504,446	468,751
15%	Mobile Telephone	293,188	-	-	-	293,188	44,668	44,668	338,856	254,522	212,242
15%	Water Cooler (Capex)	64,605	-	-	-	64,605	1,796,366	89,020	1,885,386	504,446	468,751
15%	Biometric Attendance Machine	6,773	8,600	-	-	15,373	24,869	6,365	31,234	36,064	42,431
15%	Office Equipments	6,773	8,600	-	-	15,373	24,869	6,365	31,234	36,064	42,431
15%	Sewerage Treatment Plant	6,621,280	-	-	-	6,621,280	5,621,280	6,264	5,627,544	3,326	38,077
15%	Water Treatment Plant	292,235	-	-	-	292,235	3,238	330	3,568	3,308	1,400,678
15%	Misc. Fixed Assets	58,935	-	-	-	58,935	8,111	12,102	19,213	49,031	88,742
15%	Camera	172,465	-	-	-	172,465	28,737	4,380	33,117	24,818	28,198
15%	Machinery	1,330	-	-	-	1,330	15,283	12,061	27,344	1,755	2,065
15%	Photostat Machine	79,215	-	-	-	79,215	31,524	31	46	123,260	145,306
15%	Transformer	862,155	55,000	-	-	917,155	8,263	1,797	10,060	11,282	30,763
15%	Power Generator	304,622	-	-	-	304,622	3,229,922	587,959	3,817,881	3,103,489	3,851,389
15%	Fire Fighting Equipment	36,156	-	-	-	36,156	118,862	7,829	126,691	41,093	74,700
15%	Basket Ball Poles	86,730	-	-	-	86,730	30,106	5,908	36,014	8,753	8,753
15%	Water Purifier	228,963	-	-	-	228,963	488,708	82,333	571,041	466,554	462,157
15%	Light Housing Imaging	40,000	-	-	-	40,000	1,037,761	73,371	1,111,132	1,038,761	1,038,761
15%	Cricket Ground	1,243,447	-	-	-	1,243,447	8,550	4,718	13,268	25,032	493,143
15%	Battery	232,505	-	25,500	-	258,005	-	-	-	7,221	1,342,447
15%	Cricket Ground	91,076	-	-	-	91,076	-	-	-	1,128,826	94,135
15%	Borewell	8,446,254	-	5,320,000	-	13,766,254	7,294,803	-	-	6,472,233	1,551,451
15%	VEHICLES	5,795,585	-	741,884	-	6,537,469	5,631,496	214,032	5,845,528	892,041	164,089
40%	Computer	4,582,000	250,000	314,160	-	4,946,160	1,822,441	64,058	1,886,499	1,96,038	1,660,146
40%	Computer Software	1,211,585	-	-	-	1,211,585	113,356	3,239	116,595	4,857	2,376
40%	LCD/LED	1,121,992	-	-	-	1,121,992	1,794,182	3,596	1,797,778	5,393	5,989
40%	LED	1,121,992	-	-	-	1,121,992	1,794,182	3,596	1,797,778	5,393	5,989
40%	Lap Top	708,862	-	-	-	708,862	688,440	8,209	696,649	12,913	28,355
40%	Networking	1,121,992	-	-	-	1,121,992	307,653	10,273	317,926	15,409	18,425
40%	Printer	326,778	7,257	-	-	334,035	34,339	9,430	43,769	14,130	23,639
40%	Scanner	5,250	-	-	-	5,250	5,138	46	5,184	68	114
40%	Books	6,733,148	90,907	53,135	-	6,877,190	6,321,599	236,627	6,558,226	380,004	471,599
40%	Books	-	-	-	-	-	-	-	-	-	-
Intangible Assets		-	-	-	-	-	-	-	-	-	-
Total (Rs.)		716,743,973	2,658,761	7,515,974	-	727,918,708	227,245,924	17,268,890	244,514,814	482,835,444	489,457,649

For Baddi University of Emerging Sciences & Technology
Chairman
 Chairman (Sponsoring Body)
Secretary
 Secretary (Sponsoring Body)



